Nidec

Power



LSA Rating Table

Low Voltage Alternators - 4 poles

General features and ratings

LEROY-SOMER™

Table of contents

1 - NOMINAL RATING DEFINITION 3

2 - INSULATION CLASS AND TEMPERATURE RISE 3

3 - DERATING 3

4 - WINDING 3

5 - GENERAL FEATURES 4

5.1 - Standards 4

5.2 - Electrical features 4

5.3 - Mechanical features 4

6 - ACCESSORIES AND OPTIONS 5

7 - PRODUCT DESCRIPTION 5

8 - RECONNECTIONS 50Hz 6

8.1 - Standard 6 winding (voltage: 190 - 200 - 208 V / 220 - 230 - 240 V / 380 - 400 - 415 V) 7

8.2 - Standard 6 winding (voltage: 220 V / 440 V) 8

8.3 - Standard 6 winding - 12 wires option (voltage: 190 - 200 - 208 V / 220 - 230 - 240 V / 380 - 400 - 415 V) 9

8.4 - Standard 6 winding - 12 wires option (voltage: 220 V / 440 V) 9

8.5 - Specific 7 winding (voltage: 208 - 220 V / 240 - 254 V / 415 - 440 V) 10

8.6 - Specific 9 winding (voltage: 500 - 525 V) 11

8.7 - Specific 22 or 23 winding (voltage: 550 V) 12

8.8 - Specific 22 or 23 winding (voltage: 600 V) 13

8.9 - Specific 10 or 52 winding (voltage: 660 - 690 V) 14

8.10 - Standard 6 winding (1-phase - voltage: 220 - 240 V) 15

8.11 - Dedicated 1-phase M winding (1-phase - voltage: 110 - 120 V / 220 - 240 V) 15

9 - RECONNECTIONS 60Hz 16

9.1 - Standard 6 winding (voltage: 190 - 208 V / 220 - 240 V / 380 - 416 V) 17

9.2 - Standard 6 winding (voltage: 220 - 240 V / 254 - 277 V / 440 - 480 V) 18

9.3 - Standard 6 winding - 12 wires (voltage: 190 - 208 V / 220 - 240 V / 380 - 416 V) 19

9.4 - Standard 6 winding - 12 wires (voltage: 220 - 240 V / 254 - 277 V / 440 - 480 V) 19

9.5 - Specific 8 winding (voltage: 190 - 208 V / 220 - 240 V / 380 - 416 V) 20

9.6 - Specific 9 winding (voltage: 347 V / 600 V) 21

9.7 - Specific 22 or 23 winding (voltage: 660 - 690 V) 22

9.8 - Standard 6 winding (1-phase - voltage: 220 - 240 V) 23

9.9 - Dedicated 1-phase M or M1 winding (1-phase - voltage: 115 - 120 V / 230 - 240 V) 23

Technical definitions

INTRODUCTION

This catalogue is a summary of ratings for the LSA low voltage range at the most common voltages around the world.
For other voltages, please consult Nidec Power.

1 - NOMINAL RATING DEFINITION

- Continuous rating S1/40°C - IEC 60034-1 definition
Running at constant load limited to the insulation class ; permissible overload 1 h every 12 hours.

- Stand-by rating 40°C (H: 150K)
Running at constant load **without** over load, for a limited duration of maximum 500h/year, with a permissible increase of the temperature rise above class H.

- Stand-by rating 27°C (H: 163K)
Running at constant load **without** over load, for a limited duration of maximum 500h/year, with a permissible increase of the temperature rise above class H. The lower ambient temperature (27°C) allows to increase the nominal rating.

A same machine is capable of the following operations:
example: **S1/40°C = 100 kW - std by/40°C = 105 kW - std by/27°C = 110 kW**

2 - INSULATION CLASS AND TEMPERATURE RISE

The windings on all Leroy-Somer™ alternators are protected with class H insulation system.
The tables in this document give power values for class H (125K) and F (105K) temperature rises.
For more information on insulation and temperature rise classes, refer to Technical Note TN11 (ref. 5202).

3 - DERATING

Multiply nominal rating by derating factors indicated in the following table.

Altitude (m)	1 000	1 500	2 000	2 500	3 000	3 500	4 000
Derating factor	1	0.975	0.949	0.922	0.894	0.866	0.837

Ambient T °C	25	40	45	50	55	60 (*)
Class H	1.076	1	0.973	0.946	0.918	0.889
Class F	1.095	1	0.966	0.931	0.894	0.856
Class B	1.140	1	0.949	0.894	0.837	0.775

(*) External AVR if ≥ 56 °C

Lagging PF	0.6	0.7	0.8	0.9	1
Derating factor	0.86	0.93	1	1	1

For a rated P.F. at 0.8

4 - WINDING

The windings proposed by Nidec Power in this document are in 2/3 pitch.
- Standard winding No.: 6 (12 wires)
- Optimized winding No.: 7, 8, 9, 10, 22, 23 and 52
- Winding M or M1, dedicated 1-phase winding (4 wires)

“S” after the winding number means “6 leads” ex: 6S.
“T” or “+” after winding give an information about the saturation level of the stator.

5 - GENERAL FEATURES

5.1 - Standards

The Leroy-Somer™ LSA alternators meet all key international standards and regulations such as IEC 60034, NEMA MG 1.32-33, ISO 8528-3, CSA C22.2 n°100-14, UL 1446, UL 1004-1 and UL 1004-4.
EC, UKCA, CMIM, CSA, UL 1446, UL recognized and UL listed declarations and certifications are available for the LSA.
The standards IEC 61000-6-2, IEC 61000-6-3, IEC 61000-6-4, VDE 0875G, VDE 0875N and EN 55011 allow compliance with group 1 class A for the European zone.
The Leroy-Somer™ LSA alternators are designed, manufactured and marketed in an ISO 9001 and ISO 14001 quality assurance environment.

5.2 - Electrical features

- Excitation systems

Nidec Power propose a large choice of excitation systems, depending on the customer needs:
- **SHUNT** system, without short-circuit capacity
- **AREP** or **PMG** system, with a short-circuit capacity of 3 times the nominal current for 10 seconds

- Voltage regulators

The 4-pole LSA alternators are fitted with reliable and performant AVR's, designed and manufactured by Nidec Power.
Available excitation systems depending on selected alternator and are indicated in nominal rating tables.

Alternators LSA	40	42.3	44.3	46.3	47.3	49.3	50.2	52.3	53.2	54.2
SHUNT	R220		R250			-				
SHUNT dedicated 1-phase 50 and 60 Hz	R221		R251	-						
AREP / PMG	D350*	D350						D550		
SHUNT / AREP / PMG	D550 (optional)									

* AREP only

- Frequency

LSA alternators may operate either 50 or 60 Hz. The standard winding (code 6) is suitable both for 50 and 60 Hz. For dedicated windings, see specific table or consult factory.

- Power factor: P.F.

LSA alternators are designed to operate between 0.8 and 1 power factor.
A derating is necessary below 0.8 power factor (see derating chart). Consult us for other P.F. needs.

- Waveform

Total harmonic distorsion (THD), at no load or linear load is less than 5% according to IEC.
TIF/Telephone influence factor according to NEMA is less than 50.

- Transient features

Transient voltage dip for rated step load at 0.8 power factor is less than 18 %.
Recovery time for a 20 % transient voltage dip is less than 0.5 s.

- Parallel operation

All LSA alternators can operate in parallel with other alternators (2/3 pitch winding) with AREP/PMG (except LSA 40 with AREP only), or with the mains, when they are equipped with the appropriate devices (AVR, current transformer...).

- Overload acceptance

LSA alternators can be overloaded according to NEMA.

- Single phase operation

LSA 40, LSA 42.3, LSA 44.3 and LSA 46.3 alternators can be reconnected for single phase operation. The single phase rating is given in the various alternator data sheets. LSA 40, LSA 42.3 and LSA 44.3 can be supplied with a dedicated single phase winding (code M or M1).

5.3 - Mechanical features

- Mechanical arrangement

LSA alternators can be provided in single bearing or two bearing configurations. A large range of engine adaptors and coupling discs are available to fit the major engines.

- **Enclosure**
  Standard enclosure is IP 23. Other enclosures such as IP 44, IP 55 can be proposed on request (possible derating).
- **Bearings**
  Sealed for life bearings up to LSA 50.2 (regreasable bearing option from LSA 44.3), regreasable bearings from LSA 52.3.
- **Balancing**
  All rotors are dynamically balanced according to ISO 1940 and IEC 60034-14. Two bearing rotors are balanced with a half key.
- **Direction of rotation**
  LSA alternators can operate in both directions (5% derating for anticlockwise running for LSA 47.3, LSA 49.3 and LSA 50.2). LSA 52.3, LSA 53.2, and LSA 54.2 alternators are designed to have only one direction of rotation, which has to be defined upon ordering.
- **Overspeed**
  The maximum overspeed is 2250 R.P.M. (1.25 times the 60 Hz rated speed).
- **Insulation and protection**
  LSA alternators are class H insulated. The standard winding protection can accept up to 95 % relative humidity and is suitable for indoors marine applications. Specific added coatings can be proposed for harsh environments. Refer to Technical Note TN12 (ref. 5538).
- **Terminal box and connectors**
  LSA alternators are fitted with a large terminal box which facilitates access to the AVR and allows easy access to the connections. Current transformers and other optional modules can be fitted within the terminal box.
- **Mechanical structure**
  Steel frame. Aluminum, cast iron or steel housings and flanges depending on models.
- **Painting**
  LSA alternators are supplied painted. The color can be chosen by the customer. For more details on the paint specification LSA 52, refer to Technical Note TN18 (ref. 5727).

6 - ACCESSORIES AND OPTIONS

- Digital AVR D550 (includes three phase sensing and paralleling with the grid)
- EMI suppression module R791 for other areas than EC
- PMG (from LSA 42.3)
- Engine adaptors for two bearing alternators
- Air inlet filters (5% derating)
- Air inlet or outlet filters with IP44 (10% derating) (8% derating for LSA 52.3)
- Specific stator protections for harsh environments
- Specific painting
- Greasable bearings for LSA 44.3, LSA 46.3, LSA 47.3, LSA 49.3 and LSA 50.2
- Thermal sensors for bearings
- Thermal sensors for stator windings
- Anti condensation heaters (retrofitable)
- Remote voltage potentiometers
- Current transformers for paralleling with other alternators
- First emergency kits (AVR + diodes)

7 - PRODUCT DESCRIPTION

The machine name is defined according to various criteria (see below).

Example of description for:

LSA 49.3 M6 C6/4

- LSA: Range
- 49.3: Frame size
- M6: Core length
- C: Excitation system (C: AREP / J: SHUNT or SHUNT + PMG)
- 6/4: Winding number / number of poles

Voltage reconnections

8 - RECONNECTIONS 50 Hz

4 POLES - 1 500 R.P.M.							
Phase - Code	3-phase - D	3-phase - F	3-phase - D	3-phase - F	3-phase - A	1-phase - FF	1-phase - G
Connections			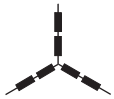		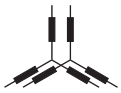		
	Star	**Delta**	**Series Star**	**Delta**	**Parallel Star**	**Double Delta**	**Open Delta**
Number of wires	**6**	**6**	**12**	**12**	**12**	**12**	**12**
Standard 6 winding	**380-400-415 V** (pages 7 & 9)	**220-230-240 V** (pages 7 & 9)	**380-400-415 V** (pages 7 & 9)	**220-230-240 V** (pages 7 & 9)	**190-200-208 V** (pages 7 & 9)	**220 - 240 V** (page 15)	**220 - 240 V** (page 15)
Standard 6 winding	**440 V** (page 8)	-	**440 V** (page 8)	-	**220 V** (page 8)	-	-
Specific 7 winding (on request)	**415 - 440 V** (page 10)	**240 - 254 V** (page 10)	**415 - 440 V** (page 10)	**240 - 254 V** (page 10)	**208 - 220 V** (page 10)	**240 - 254 V** (consult factory)	**240 - 254 V** (consult factory)
Specific 9 winding (on request)	**500 - 525 V** (page 11)	-	**500 - 525 V** (page 11)	-	-	-	-
Specific 22 or 23 winding (on request)	**550 V** (page 12) **600 V** (page 13)	-	**550 V** (page 12) **600 V** (page 13)	-	-	-	-
Specific 10 or 52 winding (on request)	**660 - 690 V** (page 14)	-	**660 - 690 V** (page 14)	-	-	-	-

Dedicated 1-phase M winding 4 wires (on request)

SE Series **220 - 240 V** (page 15)

PA Parallel **110 - 120 V** (page 15)

Power ratings at 50 Hz

8.1 - Standard 6 winding

Series Star 12 wires	Parallel Star 12 wires	Delta 12 wires
380 - 400 - 415 V	190 - 200 - 208 V	220 - 230 - 240 V
D	A	F

1 500 R.P.M. - 3-phase - P.F. 0.8

Type	Excitation SHUNT	AREP	PMG	wires	40 °C cont. H: 125 K	F: 105 K	40 °C St.by H: 150 K	27 °C St.by H: 163 K	40 °C cont. H: 125 K	F: 105 K	40 °C St.by H: 150 K	27 °C St.by H: 163 K	40 °C cont. H: 125 K	F: 105 K	40 °C St.by H: 150 K	27 °C St.by H: 163 K
6 winding / 12 wires					kVA D: 380 V / A: 190 V / F: 220 V				kVA D: 400 V / A: 200 V / F: 230 V				kVA D: 415 V / A: 208 V / F: 240 V			
LSA 40 VS1	J6/4	C6/4	-	12	**10**	9	10.5	11	**10**	9	10.5	11	**10**	9	10.5	11
LSA 40 VS2	J6/4	C6/4	-	12	**12.5**	11.5	13.5	14	**12.5**	11.5	13.5	14	**12.5**	11.5	13.5	14
LSA 40 S3	J6/4	C6/4	-	12	**15**	14	16	16.5	**15**	14	16	16.5	**15**	14	16	16.5
LSA 40 S4	J6/4	C6/4	-	12	**17.5**	16	19	19.5	**17.5**	16	19	19.5	**17.5**	16	19	19.5
LSA 40 M5	J6/4	C6/4	-	12	**20**	18.5	21.5	22	**20**	18.5	21.5	22	**20**	18.5	21.5	22
LSA 42.3 VS1	J6/4	C6/4	Option	12	**25**	23	26.5	27.5	**25**	23	26.5	27.5	**25**	23	26.5	27.5
LSA 42.3 VS2	J6/4	C6/4	Option	12	**27**	24.5	28.5	30	**27**	24.5	28.5	30	**27**	24.5	28.5	30
LSA 42.3 VS3	J6/4	C6/4	Option	12	**32**	29	34	35	**32**	29	34	35	**32**	29	34	35
LSA 42.3 S4	J6/4	C6/4	Option	12	**35**	32	37	38.5	**35**	32	37	38.5	**35**	32	37	38.5
LSA 42.3 S5	J6/4	C6/4	Option	12	**40**	36.5	42.5	45	**40**	36.5	42.5	45	**40**	36.5	42.5	45
LSA 42.3 M7	J6/4	C6/4	Option	12	**45**	41	48	50	**45**	41	48	50	**45**	41	48	50
LSA 42.3 M8	J6/4	C6/4	Option	12	**50**	45.5	53	55	**50**	45.5	53	55	**50**	45.5	53	55
LSA 42.3 L9	J6/4	C6/4	Option	12	**60**	55	64	66	**63**	58	67	70	**63**	58	67	70
LSA 44.3 S2	J6/4	C6/4	Option	12	**70**	64	74	77	**70**	64	74	77	**70**	64	74	77
LSA 44.3 S3	J6/4	C6/4	Option	12	**80**	73	85	88	**80**	73	85	88	**80**	73	85	88
LSA 44.3 S4	J6/4	C6/4	Option	12	**90**	82	95	100	**90**	82	95	100	**90**	82	95	100
LSA 44.3 S5	J6/4	C6/4	Option	12	**100**	91	106	110	**100**	91	106	110	**100**	91	106	110
LSA 44.3 M6 *	J6/4	C6/4	Option	12	**125**	114	133	138	**125**	114	133	138	**125**	114	133	138
LSA 44.3 M8	J6/4	C6/4	Option	12	**135**	123	143	150	**135**	123	143	150	**135**	123	143	150
LSA 44.3 L10 *	J6/4	C6/4	Option	12	**150**	137	159	165	**150**	137	159	165	**150**	137	159	165
LSA 44.3 L12 *	J6/4	C6/4	Option	12	**165**	150	175	182	**165**	150	175	182	**165**	150	175	182
LSA 44.3 VL13	J6/4	C6/4	Option	12	**180**	164	191	200	**180**	164	191	200	**180**	164	191	200
LSA 44.3 VL14	J6/4	C6/4	Option	12	**192**	175	204	211	**200**	182	212	220	**200**	182	212	220
LSA 46.3 S4	J6/4	C6/4	Option	12	**230**	209	244	253	**230**	209	244	253	**230**	209	244	253
LSA 46.3 S5	J6/4	C6/4	Option	12	**240**	218	254	264	**250**	228	265	275	**250**	228	265	275
LSA 46.3 M7 *	J6/4	C6/4	Option	12	**275**	250	292	303	**275**	250	292	303	**275**	250	292	303
LSA 46.3 M8 *	J6/4	C6/4	Option	12	**290**	264	307	319	**300**	273	318	330	**300**	273	318	330
LSA 46.3 L10	J6/4	C6/4	Option	12	**325**	300	345	358	**325**	300	345	358	**325**	300	345	358
LSA 46.3 L11	J6/4	C6/4	Option	12	**350**	319	371	385	**365**	332	387	400	**365**	332	387	400
LSA 47.3 S4 *	J6/4	C6/4	Option	12	**410**	375	435	450	**410**	375	435	450	**410**	375	435	450
LSA 47.3 S5	J6/4	C6/4	Option	12	**455**	415	480	500	**455**	415	480	500	**455**	415	480	500
LSA 47.3 M7	J6/4	C6/4	Option	12	**500**	465	550	570	**500**	465	550	570	**500**	465	550	570
LSA 47.3 M8	J6/4	C6/4	Option	12	**550**	500	585	600	**550**	500	585	600	**550**	500	585	600
LSA 47.3 L9 *	J6/4	C6/4	Option	12	**600**	545	635	660	**600**	545	635	660	**600**	545	635	660
LSA 47.3 L10 *	J6/4	C6/4	Option	12	**645**	587	684	710	**660**	600	730	745	**660**	600	730	745

* Paralleling with the grid or between alternators, select the 6 wires configuration.
For more information, refer to Technical Note TN24 (ref. 6754).

Star 6 wires	Delta 6 wires
380 - 400 - 415 V	220 - 230 - 240 V
D	F

1 500 R.P.M. - 3-phase - P.F. 0.8

6S winding / 6 wires					kVA D: 380 V / F: 220 V				kVA D: 400 V / F: 230 V				kVA D: 415 V / F: 240 V			
LSA 49.3 M6	-	C6S/4	Option	6	**730**	660	780	810	**730**	660	780	810	**730**	660	780	810
LSA 49.3 M8	-	C6S/4	Option	6	**820**	760	910	945	**820**	760	910	945	**820**	760	910	945
LSA 49.3 L9	-	C6S/4	Option	6	**910**	820	1 000	1 020	**910**	820	1 000	1 020	**910**	820	1 000	1 020
LSA 49.3 L10	-	C6S/4	Option	6	**1 000**	900	1 085	1 130	**1 000**	900	1 085	1 130	**1 000**	900	1 085	1 130

Star 6 wires
380 - 400 - 415 V
D

1 500 R.P.M. - 3-phase - P.F. 0.8

6S winding / 6 wires					kVA D: 380 V				kVA D: 400 V				kVA D: 415 V			
LSA 50.2 M6	-	C6S/4	Option	6	**1 250**	1 125	1 315	1 375	**1 250**	1 125	1 315	1 375	**1 250**	1 125	1 315	1 375
LSA 50.2 L7 **	-	C6S/4	Option	6	**1 350**	1 215	1 420	1 485	**1 350**	1 215	1 420	1 485	**1 350**	1 215	1 420	1 485
LSA 50.2 L8	-	C6S/4	Option	6	**1 450**	1 320	1 520	1 595	**1 500**	1 350	1 575	1 650	**1 500**	1 350	1 575	1 650
LSA 50.2 VL10	-	C6S/4	Option	6	**1 600**	1 455	1 680	1 760	**1 640**	1 475	1 720	1 800	**1 600**	1 455	1 680	1 760
LSA 52.3 S5	-	C6S/4	Option	6	**1 860**	1 696	1 953	2 046	**1 860**	1 696	1 953	2 046	**1 860**	1 696	1 953	2 046
LSA 52.3 S6	-	C6S/4	Option	6	**2 000**	1 824	2 100	2 200	**2 000**	1 824	2 100	2 200	**2 000**	1 824	2 100	2 200
LSA 52.3 S7	-	C6S/4	Option	6	**2 200**	2 006	2 310	2 420	**2 200**	2 006	2 310	2 420	**2 200**	2 006	2 310	2 420
LSA 52.3 L9	-	C6S/4	Option	6	**2 360**	2 152	2 478	2 596	**2 360**	2 152	2 478	2 596	**2 360**	2 152	2 478	2 596
LSA 52.3 L12	-	C6S/4	Option	6	**2 560**	2 335	2 688	2 816	**2 560**	2 335	2 688	2 816	**2 560**	2 335	2 688	2 816
LSA 52.3 UL16	-	C6S/4	Option	6	**2 750**	2 508	2 888	3 025	**2 750**	2 508	2 888	3 025	**2 750**	2 508	2 888	3 025
LSA 53.2 M9	-	C6S/4	Option	6	**3 000**	2 736	3 150	3 300	**3 000**	2 736	3 150	3 300	**3 000**	2 736	3 150	3 300
LSA 53.2 M12	-	C6S/4	Option	6	**3 300**	3 010	3 465	3 630	**3 300**	3 010	3 465	3 630	**3 300**	3 010	3 465	3 630
LSA 54.2 M10	-	C6S/4	Option	6	**3 420**	3 119	3 591	3 762	**3 420**	3 119	3 591	3 762	**3 420**	3 119	3 591	3 762
LSA 54.2 UL14	-	C6TS/4	Option	6	**4 320**	3 940	4 536	4 752	**4 320**	3 940	4 536	4 752	**3 900**	3 557	4 095	4 290

** Paralleling with the grid or between alternators, contact us.

8.2 - Standard 6 winding

Series Star 12 wires	Parallel Star 12 wires
440 V (max. voltage)	220 V (max. voltage)
D	A

1 500 R.P.M. - 3-phase - P.F. 0.8

Excitation					40 °C cont.		40 °C St.by	27 °C St.by
Type	SHUNT	AREP	PMG	wires	H: 125 K	F: 105 K	H: 150 K	H: 163 K
6 winding / 12 wires					kVA D: 440 V / A: 220 V (1)			
LSA 40 VS1	J6/4	C6/4	-	12	**9**	8	9.5	10
LSA 40 VS2	J6/4	C6/4	-	12	**11**	10	12	12.5
LSA 40 S3	J6/4	C6/4	-	12	**13**	12	14	15
LSA 40 S4	J6/4	C6/4	-	12	**16**	14.5	17	17.5
LSA 40 M5	J6/4	C6/4	-	12	**18**	16.5	19	20
LSA 42.3 VS1	J6/4	C6/4	Option	12	**24.5**	22.5	26	27
LSA 42.3 VS2	J6/4	C6/4	Option	12	**26**	23.5	27.5	28.5
LSA 42.3 VS3	J6/4	C6/4	Option	12	**30**	27.5	32	33
LSA 42.3 S4	J6/4	C6/4	Option	12	**30.5**	28	32.5	33.5
LSA 42.3 S5	J6/4	C6/4	Option	12	**35**	32	37	38.5
LSA 42.3 M7	J6/4	C6/4	Option	12	**39**	35.5	41.5	43
LSA 42.3 M8	J6/4	C6/4	Option	12	**43**	39	45.5	47.5
LSA 42.3 L9	J6/4	C6/4	Option	12	**52**	47.5	55	57
LSA 44.3 S2	J6/4	C6/4	Option	12	**63**	57	67	69
LSA 44.3 S3	J6/4	C6/4	Option	12	**72**	66	76	79
LSA 44.3 S4	J6/4	C6/4	Option	12	**81**	74	86	89
LSA 44.3 S5	J6/4	C6/4	Option	12	**90**	82	95	99
LSA 44.3 M6 *	J6/4	C6/4	Option	12	**113**	103	120	124
LSA 44.3 M8	J6/4	C6/4	Option	12	**122**	111	129	134
LSA 44.3 L10 *	J6/4	C6/4	Option	12	**135**	123	143	149
LSA 44.3 L12 *	J6/4	C6/4	Option	12	**138**	126	150	157
LSA 44.3 VL13	J6/4	C6/4	Option	12	**171**	156	181	188
LSA 44.3 VL14	J6/4	C6/4	Option	12	**192**	175	204	211
LSA 46.3 S4	J6/4	C6/4	Option	12	**219**	200	232	240
LSA 46.3 S5	J6/4	C6/4	Option	12	**238**	216	252	261
LSA 46.3 M7 *	J6/4	C6/4	Option	12	**261**	238	277	287
LSA 46.3 M8 *	J6/4	C6/4	Option	12	**285**	259	302	313
LSA 46.3 L10	J6/4	C6/4	Option	12	**309**	281	327	340
LSA 46.3 L11	J6/4	C6/4	Option	12	**347**	316	368	380
LSA 47.3 S4 *	J6/4	C6/4	Option	12	**400**	364	424	440
LSA 47.3 S5	J6/4	C6/4	Option	12	**445**	405	472	490
LSA 47.3 M7	J6/4	C6/4	Option	12	**490**	449	519	539
LSA 47.3 M8	J6/4	C6/4	Option	12	**540**	491	572	594
LSA 47.3 L9 *	J6/4	C6/4	Option	12	**500**	455	530	550
LSA 47.3 L10 *	J6/4	C6/4	Option	12	**630**	573	668	693

* Paralleling with the grid or between alternators, select the 6 wires configuration. For more information, refer to Technical Note TN24 (ref. 6754).

Star 6 wires
440 V (max. voltage)
D

1 500 R.P.M. - 3-phase - P.F. 0.8

6S winding / 6 wires					kVA D: 440 V (1)			
LSA 49.3 M6	-	C6S/4	Option	6	**665**	600	730	765
LSA 49.3 M8	-	C6S/4	Option	6	**810**	710	885	925
LSA 49.3 L9	-	C6S/4	Option	6	**820**	740	920	965
LSA 49.3 L10	-	C6S/4	Option	6	**950**	840	1 030	1 080
LSA 50.2 M6	-	C6S/4	Option	6	**1 190**	1 095	1 275	1 330
LSA 50.2 L7 **	-	C6S/4	Option	6	**1 260**	1 150	1 365	1 425
LSA 50.2 L8	-	C6S/4	Option	6	**1 440**	1 320	1 555	1 625
LSA 50.2 VL10	-	C6S/4	Option	6	**1 545**	1 420	1 670	1 730

** Paralleling with the grid or between alternators, contact us.

(1) Use winding 7 for parallel operation with the main

Power ratings at 50 Hz

8.3 - Standard 6 winding - 12 wires option

Series Star 12 wires	Parallel Star 12 wires	Delta 12 wires
380 - 400 - 415 V	190 - 200 - 208 V	220 - 230 - 240 V
D	**A**	**F**

1 500 R.P.M. - 3-phase - P.F. 0.8

Excitation					40 °C cont.		40 °C St.by	27 °C St.by	40 °C cont.		40 °C St.by	27 °C St.by	40 °C cont.		40 °C St.by	27 °C St.by
Type	**SHUNT**	**AREP**	**PMG**	**wires**	**H: 125 K**	**F: 105 K**	H: 150 K	H: 163 K	**H: 125 K**	**F: 105 K**	H: 150 K	H: 163 K	**H: 125 K**	**F: 105 K**	H: 150 K	H: 163 K
6 winding / 12 wires OPTION					**kVA** **D:** 380 V / **A:** 190 V / **F:** 220 V				**kVA** **D:** 400 V / **A:** 200 V / **F:** 230 V				**kVA** **D:** 415 V / **A:** 208 V / **F:** 240 V			
LSA 49.3 M6	-	C6/4	Option	12	**730**	660	780	810	**730**	660	780	810	**730**	660	780	810
LSA 49.3 M8	-	C6/4	Option	12	**820**	760	910	945	**820**	760	910	945	**820**	760	910	945
LSA 49.3 L9	-	C6/4	Option	12	**910**	820	1 000	1 020	**910**	820	1 000	1 020	**910**	820	1 000	1 020
LSA 49.3 L10	-	C6/4	Option	12	**1 000**	900	1 085	1 130	**1 000**	900	1 085	1 130	**1 000**	900	1 085	1 130

Series Star 12 wires	Parallel Star 12 wires
380 - 400 - 415 V	190 - 200 - 208 V
D	**A**

1 500 R.P.M. - 3-phase - P.F. 0.8

6 winding / 12 wires OPTION					**kVA** **D:** 380 V / **A:** 190 V				**kVA** **D:** 400 V / **A:** 200 V				**kVA** **D:** 415 V / **A:** 208 V			
LSA 50.2 M6	-	C6/4	Option	12	**1 045**	940	1 045	1 045	**1 100**	990	1 100	1 100	**1 140**	1 026	1 140	1 140
LSA 50.2 L8	-	C6/4	Option	12	**1 250**	1 125	1 250	1 250	**1 300**	1 170	1 300	1 300	**1 350**	1 215	1 350	1 350

8.4 - Standard 6 winding - 12 wires option

Series Star 12 wires	Parallel Star 12 wires
440 V (max. voltage)	220 V (max. voltage)
D	**A**

1 500 R.P.M. - 3-phase - P.F. 0.8

Excitation					40 °C cont.		40 °C St.by	27 °C St.by
Type	**SHUNT**	**AREP**	**PMG**	**wires**	**H: 125 K**	**F: 105 K**	H: 150 K	H: 163 K
6 winding / 12 wires OPTION					**kVA** **D:** 440 V / **A:** 220 V (1)			
LSA 49.3 M6	-	C6/4	Option	12	**665**	600	730	765
LSA 49.3 M8	-	C6/4	Option	12	**810**	710	885	925
LSA 49.3 L9	-	C6/4	Option	12	**820**	740	920	965
LSA 49.3 L10	-	C6/4	Option	12	**950**	840	1 030	1 080
LSA 50.2 M6	-	C6/4	Option	12	**1 210**	1 089	1 210	1 210
LSA 50.2 L8	-	C6/4	Option	12	**1 430**	1 287	1 430	1 430

(1) Use winding 7 for parallel operation with the main

8.5 - Specific 7 winding

Series Star 12 wires	Parallel Star 12 wires	Delta 12 wires
415 - 440 V	208 - 220 V	240 - 254 V
D	A	F

1 500 R.P.M. - 3-phase - P.F. 0.8

Excitation					40 °C cont.		40 °C St.by	27 °C St.by	40 °C cont.		40 °C St.by	27 °C St.by
Type	SHUNT	AREP	PMG	wires	H: 125 K	F: 105 K	H: 150 K	H: 163 K	H: 125 K	F: 105 K	H: 150 K	H: 163 K
7 winding / 12 wires					kVA D: 415 V / A: 208 V / F: 240 V				kVA D: 440 V / A: 220 V / F: 254 V			
LSA 40 VS1 *	J7/4	C7/4	-	12	**10**	9	10.6	11	**10**	9	10.6	11
LSA 40 VS2	J7/4	C7/4	-	12	**12.5**	11.4	13.5	14	**12.5**	11.4	13.5	14
LSA 40 S3	J7/4	C7/4	-	12	**15**	13.7	16	16.5	**15**	13.7	16	16.5
LSA 40 S4	J7/4	C7/4	-	12	**17.5**	16	18.6	19.5	**17.5**	16	18.6	19.5
LSA 40 M5	J7/4	C7/4	-	12	**20**	18.2	21.2	22	**20**	18.2	21.2	22
LSA 42.3 VS1	J7/4	C7/4	Option	12	**25**	23	26.5	27.5	**25**	23	26.5	27.5
LSA 42.3 VS2	J7/4	C7/4	Option	12	**27**	24.5	28.5	29.5	**27**	24.5	28.5	29.5
LSA 42.3 VS3	J7/4	C7/4	Option	12	**30.5**	28	32.5	33.5	**32**	29	34	35
LSA 42.3 S4	J7/4	C7/4	Option	12	**33.5**	30.5	35.5	37	**35**	32	37	38.5
LSA 42.3 S5	J7/4	C7/4	Option	12	**38**	34.5	40.5	42	**40**	36.5	42.5	44
LSA 42.3 M7	J7/4	C7/4	Option	12	**43**	39	45.5	47.5	**45**	41	47.5	49.5
LSA 42.3 M8	J7/4	C7/4	Option	12	**47.5**	43	50	52	**50**	45.5	53	55
LSA 42.3 L9	J7/4	C7/4	Option	12	**57**	52	60	63	**60**	55	64	66
LSA 44.3 S2	J7/4	C7/4	Option	12	**70**	64	74	77	**70**	64	74	77
LSA 44.3 S3	J7/4	C7/4	Option	12	**80**	73	85	88	**80**	73	85	88
LSA 44.3 S4 *	J7/4	C7/4	Option	12	**90**	82	95	99	**90**	82	95	99
LSA 44.3 S5 *	J7/4	C7/4	Option	12	**100**	91	106	110	**100**	91	106	110
LSA 44.3 M6	J7/4	C7/4	Option	12	**121**	110	128	133	**125**	114	133	138
LSA 44.3 M8 *	J7/4	C7/4	Option	12	**134**	122	142	147	**135**	123	143	149
LSA 44.3 L10	J7/4	C7/4	Option	12	**149**	136	158	164	**150**	137	159	165
LSA 44.3 L12	J7/4	C7/4	Option	12	**160**	146	170	176	**165**	150	175	182
LSA 44.3 VL13 *	J7/4	C7/4	Option	12	**169**	154	179	186	**180**	164	191	198
LSA 44.3 VL14 *	J7/4	C7/4	Option	12	**178**	162	189	196	**192**	175	204	211
LSA 46.3 S4 *	J7/4	C7/4	Option	12	**215**	196	228	237	**225**	205	239	248
LSA 46.3 S5 *	J7/4	C7/4	Option	12	**230**	209	244	253	**240**	218	254	264
LSA 46.3 M7	J7/4	C7/4	Option	12	**245**	223	260	270	**260**	237	276	286
LSA 46.3 M8	J7/4	C7/4	Option	12	**265**	241	281	292	**280**	255	297	308
LSA 46.3 L10 *	J7/4	C7/4	Option	12	**285**	259	302	314	**300**	273	318	330
LSA 46.3 L11 *	J7/4	C7/4	Option	12	**310**	282	329	341	**325**	296	345	358
LSA 47.3 S4	-	C7+/4	Option	12	**384**	349	407	422	**410**	373	435	451

* Paralleling with the grid or between alternators, select the 6 wires configuration.
For more information, refer to Technical Note TN24 (ref. 6754).

Star 6 wires	Delta 6 wires
415 - 440 V	240 - 254 V
D	F

1 500 R.P.M. - 3-phase - P.F. 0.8

7S winding / 6 wires					kVA D: 415 V / F: 240 V				kVA D: 440 V / F: 254 V			
LSA 49.3 S4	-	C7S/4	Option	6	**600**	546	636	660	**620**	564	657	682
LSA 49.3 M6	-	C7S/4	Option	6	**730**	664	774	803	**730**	664	774	803
LSA 49.3 M8	-	C7S/4	Option	6	**785**	714	832	864	**820**	746	869	902
LSA 49.3 L9	-	C7S/4	Option	6	**850**	774	901	935	**910**	828	965	1 001
LSA 49.3 L10	-	C7S/4	Option	6	**900**	819	954	990	**960**	874	1 018	1 056

Star 6 wires
415 - 440 V
D

1 500 R.P.M. - 3-phase - P.F. 0.8

7S winding / 6 wires					kVA D: 415 V				kVA D: 440 V			
LSA 50.2 S4	-	C7S/4	Option	6	**960**	864	1 008	1 056	**1 010**	910	1 060	1 110
LSA 50.2 M6	-	C7+S/4	Option	6	**1 120**	1 008	1 176	1 235	**1 150**	1 035	1 207	1 265
LSA 50.2 L7	-	C7S/4	Option	6	**1 325**	1 193	1 391	1 460	**1 325**	1 193	1 391	1 460
LSA 50.2 L8 **	-	C7S/4	Option	6	**1 370**	1 233	1 440	1 510	**1 370**	1 233	1 440	1 510
LSA 50.2 VL10	-	C7S/4	Option	6	**1 520**	1 368	1 596	1 672	**1 520**	1 368	1 596	1 672
LSA 52.3 S6	-	C7S/4	Option	6	**-**	-	-	-	**1 860**	1 696	1 953	2 046
LSA 52.3 S7	-	C7S/4	Option	6	**-**	-	-	-	**2 000**	1 824	2 100	2 200
LSA 52.3 L9	-	C7S/4	Option	6	**-**	-	-	-	**2 100**	1 915	2 205	2 310
LSA 52.3 L12	-	C7S/4	Option	6	**-**	-	-	-	**2 200**	2 006	2 310	2 420
LSA 53.2 M7	-	C7S/4	Option	6	**-**	-	-	-	**2 500**	2 280	2 625	2 750
LSA 53.2 M9	-	C7S/4	Option	6	**-**	-	-	-	**2 750**	2 508	2 888	3 025
LSA 53.2 M12	-	C7S/4	Option	6	**-**	-	-	-	**3 000**	2 736	3 150	3 300
LSA 54.2 M10	-	C7S/4	Option	6	**-**	-	-	-	**3 100**	2 827	3 255	3 410
LSA 54.2 UL14	-	C7S/4	Option	6	**-**	-	-	-	**4 100**	3 739	4 305	4 510

** Paralleling with the grid or between alternators, contact us.

8.6 - Specific 9 winding



1 500 R.P.M. - 3-phase - P.F. 0.8

Excitation					40 °C cont.		40 °C St.by	27 °C St.by	40 °C cont.		40 °C St.by	27 °C St.by
Type	SHUNT	AREP	PMG	wires	H: 125 K	F: 105 K	H: 150 K	H: 163 K	H: 125 K	F: 105 K	H: 150 K	H: 163 K
9 or 9S winding / 12 or 6 wires					kVA D: 500 V				kVA D: 525 V			
LSA 40 VS1	-	C9/4	-	12	**10**	9	10.5	11	**10**	9	10.5	11
LSA 40 VS2	-	C9/4	-	12	**12.5**	11.5	13.5	14	**12.5**	11.5	13.5	14
LSA 40 S3	-	C9/4	-	12	**15**	14	16	16.5	**15**	14	16	16.5
LSA 40 S4	-	C9/4	-	12	**17.5**	16	18.5	19.5	**17.5**	16	18.5	19.5
LSA 40 M5 *	-	C9/4	-	12	**20**	18	21	22	**20**	18	21	22
LSA 42.3 VS1	-	C9/4	Option	12	**25**	23	26.5	27.5	**25**	23	26.5	27.5
LSA 42.3 VS2	-	C9/4	Option	12	**27**	24.5	28.5	29.5	**27**	24.5	28.5	29.5
LSA 42.3 VS3	-	C9/4	Option	12	**32**	29	34	35	**30.5**	28	32.5	33.5
LSA 42.3 S4	-	C9/4	Option	12	**35**	32	37	38.5	**33.5**	30.5	35.5	37
LSA 42.3 S5	-	C9/4	Option	12	**40**	36.5	42.5	44	**38**	34.5	40.5	42
LSA 42.3 M7	-	C9/4	Option	12	**45**	41	47.5	49.5	**43**	39	45.5	47.5
LSA 42.3 M8	-	C9/4	Option	12	**50**	45.5	53	55	**47.5**	43	50	52
LSA 42.3 L9	-	C9/4	Option	12	**60**	55	64	66	**57**	52	60	63
LSA 44.3 S2 *	-	C9/4	Option	12	**70**	64	74	77	**70**	64	74	77
LSA 44.3 S3 *	-	C9/4	Option	12	**80**	73	85	88	**80**	73	85	88
LSA 44.3 S4 *	-	C9/4	Option	12	**90**	82	95	99	**90**	82	95	99
LSA 44.3 S5 *	-	C9/4	Option	12	**100**	91	106	110	**100**	91	106	110
LSA 44.3 M6	-	C9/4	Option	12	**125**	114	133	138	**125**	114	133	138
LSA 44.3 M8	-	C9/4	Option	12	**135**	123	143	149	**135**	123	143	149
LSA 44.3 L10 *	-	C9/4	Option	12	**150**	137	159	165	**150**	137	159	165
LSA 44.3 L12 *	-	C9/4	Option	12	**160**	146	170	176	**160**	146	170	176
LSA 44.3 VL13	-	C9+/4	Option	12	**180**	164	191	198	**180**	164	191	198
LSA 44.3 VL14	-	C9+/4	Option	12	**185**	168	196	204	**196**	178	208	216
LSA 46.3 S4	-	C9S/4	Option	6	**225**	205	239	248	**235**	214	249	259
LSA 46.3 S5	-	C9S/4	Option	6	**235**	214	249	259	**245**	223	260	270
LSA 46.3 M7	-	C9/4	Option	12	**275**	250	292	303	**275**	250	292	303
LSA 46.3 M8	-	C9/4	Option	12	**300**	273	318	330	**300**	273	318	330
LSA 46.3 L10	-	C9S/4	Option	6	**320**	291	339	352	**325**	296	345	358
LSA 46.3 L11	-	C9S/4	Option	6	**355**	323	376	391	**365**	332	387	402
LSA 47.3 S4	-	C9T/4	Option	12	**410**	373	435	451	**410**	373	435	451
LSA 47.3 S5 *	-	C9/4	Option	12	**450**	410	477	495	**455**	414	482	501
LSA 47.3 M7 *	-	C9T/4	Option	12	**500**	455	530	550	**500**	455	530	550
LSA 47.3 M8 *	-	C9T/4	Option	12	**547**	498	580	602	**550**	501	583	605
LSA 47.3 L9	-	C9+/4	Option	12	**600**	546	636	660	**600**	546	636	660
LSA 47.3 L10	-	C9+/4	Option	12	**625**	569	663	688	**660**	601	700	726
LSA 49.3 M6	-	C9S/4	Option	6	**730**	664	774	803	**730**	664	774	803
LSA 49.3 M8	-	C9S/4	Option	6	**770**	701	816	847	**775**	705	822	853
LSA 49.3 L9	-	C9S/4	Option	6	**850**	774	901	935	**850**	774	901	935
LSA 49.3 L10	-	C9S/4	Option	6	**910**	828	965	1 001	**910**	828	965	1 001
LSA 50.2 M6	-	C9TS/4	Option	6	**1 100**	990	1 144	1 210	**1 100**	990	1 144	1 210
LSA 50.2 L7	-	C9+S/4	Option	6	**1 150**	1 035	1 210	1 265	**1 240**	1 115	1 305	1 364
LSA 50.2 L8	-	C9S/4	Option	6	**1 335**	1 200	1 400	1 465	**1 380**	1 245	1 450	1 520
LSA 50.2 VL10 **	-	C9S/4	Option	6	**1 500**	1 350	1 575	1 650	**1 545**	1 390	1 625	1 700
LSA 52.3 S6	-	C9S/4	Option	6	**1 750**	1 596	1 838	1 925	**1 750**	1 596	1 838	1 925
LSA 52.3 S7	-	C9S/4	Option	6	**1 925**	1 756	2 021	2 118	**1 925**	1 756	2 021	2 118
LSA 52.3 L9	-	C9S/4	Option	6	**2 000**	1 824	2 100	2 200	**2 000**	1 824	2 100	2 200
LSA 52.3 L12	-	C9S/4	Option	6	**2 100**	1 915	2 205	2 310	**2 100**	1 915	2 205	2 310
LSA 52.3 UL16	-	C9S/4	Option	6	**2 700**	2 462	2 835	2 970	**2 700**	2 462	2 835	2 970
LSA 53.2 M12	-	C9S/4	Option	6	**2 900**	2 645	3 045	3 190	**2 900**	2 645	3 045	3 190
LSA 54.2 M10	-	C9S/4	Option	6	**3 000**	2 736	3 150	3 300	**3 000**	2 736	3 150	3 300
LSA 54.2 L14	-	C9S/4	Option	6	**3 600**	3 283	3 780	3 960	**3 600**	3 283	3 780	3 960

* Paralleling with the grid or between alternators, select the 6 wires configuration. For more information, refer to Technical Note TN24 (ref. 6754).
** Paralleling with the grid or between alternators, contact us.

8.7 - Specific 22 or 23 winding



1 500 R.P.M. - 3-phase - P.F. 0.8

Excitation					40 °C cont.		40 °C St.by	27 °C St.by
Type	SHUNT	AREP	PMG	wires	H: 125 K	F: 105 K	H: 150 K	H: 163 K
22/23 or 22S/23S winding / 12 or 6 wires					kVA D: 550 V			
LSA 42.3 VS1	-	C22T/4	Option	12	**21.5**	19.5	23	23.5
LSA 42.3 VS2	-	C22T/4	Option	12	**23**	21	24.5	25.5
LSA 42.3 VS3	-	C22T/4	Option	12	**27**	24.5	28.5	29.5
LSA 42.3 S4	-	C22T/4	Option	12	**30**	27.5	32	33
LSA 42.3 S5	-	C22T/4	Option	12	**34**	31	36	37.5
LSA 42.3 M7	-	C22T/4	Option	12	**38.5**	35	41	42.5
LSA 42.3 M8	-	C22T/4	Option	12	**42.5**	38.5	45	47
LSA 42.3 L9	-	C22T/4	Option	12	**51**	46.5	54	56
LSA 44.3 S2	-	C22TS/4	Option	6	**67**	61	71	74
LSA 44.3 S3	-	C22TS/4	Option	6	**76**	69	81	84
LSA 44.3 S4	-	C22T/4	Option	12	**85**	77	90	94
LSA 44.3 S5	-	C22T/4	Option	12	**94**	86	100	103
LSA 44.3 M6	-	C22T/4	Option	12	**105**	96	111	116
LSA 44.3 M8	-	C22TS/4	Option	6	**110**	100	117	121
LSA 44.3 L10	-	C22T/4	Option	12	**128**	116	136	141
LSA 44.3 L12	-	C22T/4	Option	12	**140**	127	148	154
LSA 44.3 VL13	-	C22T/4	Option	12	**155**	141	164	171
LSA 44.3 VL14	-	C22T/4	Option	12	**178**	162	189	196
LSA 46.3 S4	-	C22T/4	Option	12	**210**	191	223	231
LSA 46.3 S5	-	C22T/4	Option	12	**224**	204	237	246
LSA 46.3 M7	-	C22TS/4	Option	6	**230**	209	244	253
LSA 46.3 M8	-	C22TS/4	Option	6	**250**	228	265	275
LSA 46.3 L10	-	C22T/4	Option	12	**260**	237	276	286
LSA 46.3 L11	-	C22T/4	Option	12	**290**	264	307	319
LSA 47.3 S4 *	-	C22T/4	Option	12	**380**	346	403	418
LSA 47.3 S5	-	C23/4	Option	12	**400**	364	424	440
LSA 47.3 M7	-	C23/4	Option	12	**425**	387	451	468
LSA 47.3 M8	-	C23/4	Option	12	**450**	410	477	495
LSA 47.3 L9	-	C22T/4	Option	12	**500**	455	530	550
LSA 47.3 L10		C22T/4	Option	12	**596**	542	632	656
LSA 49.3 M6	-	C22TS/4	Option	6	**650**	592	689	715
LSA 49.3 M8	-	C22TS/4	Option	6	**720**	655	763	792
LSA 49.3 L9	-	C22TS/4	Option	6	**860**	783	912	946
LSA 50.2 S4	-	C22S/4	Option	6	**950**	855	1 000	1 045
LSA 50.2 M6	-	C22S/4	Option	6	**1 080**	975	1 135	1 190
LSA 50.2 L8	-	C23S/4	Option	6	**1 230**	1 110	1 290	1 355
LSA 50.2 VL10	-	C22S/4	Option	6	**1 410**	1 270	1 480	1 550

* Paralleling with the grid or between alternators, select the 6 wires configuration. For more information, refer to Technical Note TN24 (ref. 6754).

8.8 - Specific 22 or 23 winding



1 500 R.P.M. - 3-phase - P.F. 0.8

Excitation					40 °C cont.		40 °C St.by	27 °C St.by
Type	SHUNT	AREP	PMG	wires	H: 125 K	F: 105 K	H: 150 K	H: 163 K
22/23 or 22S/23S winding / 12 or 6 wires					kVA D: 600 V			
LSA 42.3 VS1	-	C23/4	Option	12	**21.5**	19.5	23	23.5
LSA 42.3 VS2	-	C23/4	Option	12	**23**	21	24.5	25.5
LSA 42.3 VS3	-	C23/4	Option	12	**27**	24.5	28.5	29.5
LSA 42.3 S4	-	C23/4	Option	12	**30**	27.5	32	33
LSA 42.3 S5	-	C23/4	Option	12	**34**	31	36	37.5
LSA 42.3 M7	-	C23/4	Option	12	**38.5**	35	41	42.5
LSA 42.3 M8	-	C23/4	Option	12	**42.5**	38.5	45	47
LSA 42.3 L9	-	C23/4	Option	12	**51**	46.5	54	56
LSA 44.3 S2	-	C23/4	Option	12	**70**	64	74	77
LSA 44.3 S3	-	C23/4	Option	12	**77**	70	82	85
LSA 44.3 S4 *	-	C23/4	Option	12	**82**	75	87	90
LSA 44.3 S5 *	-	C23/4	Option	12	**91**	83	96	100
LSA 44.3 M6	-	C23/4	Option	12	**100**	91	106	110
LSA 44.3 M8	-	C23/4	Option	12	**115**	105	122	127
LSA 44.3 L10 *	-	C23/4	Option	12	**120**	109	127	132
LSA 44.3 L12 *	-	C23/4	Option	12	**130**	118	138	143
LSA 44.3 VL13	-	C23S/4	Option	6	**168**	153	178	185
LSA 44.3 VL14	-	C23S/4	Option	6	**178**	162	189	196
LSA 46.3 S4	-	C23S/4	Option	6	**205**	187	217	226
LSA 46.3 S5	-	C23S/4	Option	6	**215**	196	228	237
LSA 46.3 M7	-	C23S/4	Option	6	**225**	205	239	248
LSA 46.3 M8	-	C23S/4	Option	6	**240**	218	254	264
LSA 46.3 L10	-	C23/4	Option	12	**280**	255	297	308
LSA 46.3 L11	-	C23/4	Option	12	**315**	287	334	347
LSA 47.3 S4 *	-	C22T/4	Option	12	**400**	364	424	440
LSA 47.3 S5	-	C23/4	Option	12	**425**	387	451	468
LSA 47.3 M7	-	C23/4	Option	12	**450**	410	477	495
LSA 47.3 M8	-	C23/4	Option	12	**475**	432	504	523
LSA 47.3 L10	-	C22T/4	Option	12	**512**	466	543	563
LSA 49.3 S4	-	C23S/4	Option	6	**585**	532	620	644
LSA 49.3 M6	-	C23S/4	Option	6	**700**	637	742	770
LSA 49.3 M8	-	C23S/4	Option	6	**750**	683	795	825
LSA 49.3 L9	-	C23S/4	Option	6	**800**	728	848	880
LSA 49.3 L10	-	C23S/4	Option	6	**870**	792	922	957
LSA 50.2 S4	-	C23S/4	Option	6	**980**	880	1 030	1 080
LSA 50.2 M6	-	C23S/4	Option	6	**1 140**	1 026	1 197	1 254
LSA 50.2 L7	-	C23S/4	Option	6	**1 210**	1 089	1 271	1 331
LSA 50.2 L8	-	C23S/4	Option	6	**1 350**	1 215	1 418	1 485
LSA 50.2 VL10	-	C22S/4	Option	6	**1 500**	1 350	1 575	1 650
LSA 52.3 S6	-	C23S/4	Option	6	**1 700**	1 550	1 785	1 870
LSA 52.3 S7	-	C23S/4	Option	6	**1 900**	1 733	1 995	2 090
LSA 52.3 L9	-	C23S/4	Option	6	**2 000**	1 824	2 100	2 200
LSA 52.3 L12	-	C23S/4	Option	6	**2 150**	1 961	2 258	2 365
LSA 53.2 M9	-	C23S/4	Option	6	**2 450**	2 234	2 573	2 695
LSA 53.2 M11	-	C23S/4	Option	6	**2 750**	2 508	2 888	3 025
LSA 54.2 M10	-	C23S/4	Option	6	**3 100**	2 827	3 255	3 410
LSA 54.2 L14	-	C23S/4	Option	6	**3 500**	3 192	3 675	3 850

* Paralleling with the grid or between alternators, select the 6 wires configuration. For more information, refer to Technical Note TN24 (ref. 6754).

8.9 - Specific 10 or 52 winding



1 500 R.P.M. - 3-phase - P.F. 0.8

Excitation					40 °C cont.		40 °C St.by	27 °C St.by	40 °C cont.		40 °C St.by	27 °C St.by
Type	SHUNT	AREP	PMG	wires	H: 125 K	F: 105 K	H: 150 K	H: 163 K	H: 125 K	F: 105 K	H: 150 K	H: 163 K
10/52 or 10S/52S winding / 12 or 6 wires					kVA D: 660 V				kVA D: 690 V			
LSA 42.3 VS1	-	C10/4	Option	12	**21.5**	19.5	23	23.5	**21.5**	19.5	23	23.5
LSA 42.3 VS2	-	C10/4	Option	12	**23**	21	24.5	25.5	**23**	21	24.5	25.5
LSA 42.3 VS3	-	C10/4	Option	12	**27**	24.5	28.5	29.5	**27**	24.5	28.5	29.5
LSA 42.3 S4	-	C10/4	Option	12	**30**	27.5	32	33	**30**	27.5	32	33
LSA 42.3 S5	-	C10/4	Option	12	**34**	31	36	37.5	**34**	31	36	37.5
LSA 42.3 M7	-	C10/4	Option	12	**38.5**	35	41	42.5	**38.5**	35	41	42.5
LSA 42.3 M8	-	C10/4	Option	12	**42.5**	38.5	45	47	**42.5**	38.5	45	47
LSA 42.3 L9	-	C10/4	Option	12	**51**	46.5	54	56	**51**	46.5	54	56
LSA 44.3 S2	-	C10/4	Option	12	**70**	64	74	77	**70**	64	74	77
LSA 44.3 S3	-	C10/4	Option	12	**80**	73	85	88	**80**	73	85	88
LSA 44.3 S4	-	C52/4	Option	12	**85**	77	90	94	**85**	77	90	94
LSA 44.3 S5	-	C52/4	Option	12	**90**	82	95	99	**92**	84	98	101
LSA 44.3 M6	-	C52/4	Option	12	**95**	86	101	105	**100**	91	106	110
LSA 44.3 M8	-	C52/4	Option	12	**111**	101	118	122	**115**	105	122	127
LSA 44.3 L10	-	C52/4	Option	12	**127**	116	135	140	**132**	120	140	145
LSA 44.3 L12	-	C52/4	Option	12	**135**	123	143	149	**145**	132	154	160
LSA 44.3 VL13	-	C10/4	Option	12	**157**	143	166	173	**168**	153	178	185
LSA 44.3 VL14	-	C10/4	Option	12	**166**	151	176	183	**178**	162	189	196
LSA 46.3 S4	-	C10/4	Option	12	**208**	189	220	229	**215**	196	228	237
LSA 46.3 S5	-	C10/4	Option	12	**220**	200	233	242	**228**	207	242	251
LSA 46.3 M7	-	C10/4	Option	12	**244**	222	259	268	**253**	230	268	278
LSA 46.3 M8	-	C10/4	Option	12	**265**	241	281	292	**275**	250	292	303
LSA 46.3 L10	-	C52S/4	Option	6	**275**	250	292	303	**285**	259	302	314
LSA 46.3 L11	-	C52S/4	Option	6	**295**	268	313	325	**305**	278	323	336
LSA 47.3 S4	-	C52T/4	Option	12	**350**	319	371	385	**350**	319	371	385
LSA 47.3 S5 *	-	C52/4	Option	12	**400**	364	424	440	**400**	364	424	440
LSA 47.3 M7 *	-	C52/4	Option	12	**425**	387	451	468	**450**	410	477	495
LSA 47.3 M8 *	-	C52/4	Option	12	**450**	410	477	495	**475**	432	504	523
LSA 47.3 L9 *	-	C10/4	Option	12	**500**	455	530	550	**550**	501	583	605
LSA 47.3 L10 *	-	C10/4	Option	12	**550**	501	583	605	**595**	541	631	655
LSA 49.3 S4	-	C10S/4	Option	6	**600**	546	636	660	**625**	569	663	688
LSA 49.3 M6	-	C10S/4	Option	6	**650**	592	689	715	**680**	619	721	748
LSA 49.3 M8	-	C10S/4	Option	6	**700**	637	742	770	**730**	664	774	803
LSA 49.3 L9	-	C10S/4	Option	6	**775**	705	822	853	**800**	728	848	880
LSA 49.3 L10	-	C10S/4	Option	6	**825**	751	875	908	**850**	774	901	935
LSA 50.2 S4	-	C52S/4	Option	6	**935**	845	985	1 030	**980**	880	1 030	1 080
LSA 50.2 M6	-	C52S/4	Option	6	**1 056**	950	1 110	1 160	**1 100**	990	1 155	1 210
LSA 50.2 L7	-	C52S/4	Option	6	**1 165**	1045	1 220	1 280	**1 210**	1 040	1 270	1 330
LSA 50.2 L8	-	C52S/4	Option	6	**1 265**	1145	1 325	1 390	**1 340**	1 210	1 405	1 475
LSA 50.2 VL10	-	C52S/4	Option	6	**1 420**	1280	1 490	1 555	**1 500**	1 350	1 575	1 650
LSA 52.3 S6	-	C52S/4	Option	6	**1 750**	1 596	1 838	1 925	**1 750**	1 596	1 838	1 925
LSA 52.3 S7	-	C52S/4	Option	6	**1 975**	1 801	2 074	2 173	**1 975**	1 801	2 074	2 173
LSA 52.3 L9	-	C52S/4	Option	6	**2 100**	1 915	2 205	2 310	**2 100**	1 915	2 205	2 310
LSA 52.3 L12	-	C52S/4	Option	6	**2 420**	2 207	2 541	2 662	**2 420**	2 207	2 541	2 662
LSA 52.3 UL16	-	C52S/4	Option	6	**2 500**	2 280	2 625	2 750	**2 500**	2 280	2 625	2 750
LSA 53.2 M9	-	C52S/4	Option	6	**2 600**	2 371	2 730	2 860	**2 600**	2 371	2 730	2 860
LSA 53.2 M11	-	C52S/4	Option	6	**2 880**	2 627	3 024	3 168	**2 880**	2 627	3 024	3 168
LSA 54.2 M11	-	C52S/4	Option	6	**3 050**	2 782	3 203	3 355	**3 050**	2 782	3 203	3 355
LSA 54.2 L14	-	C52S/4	Option	6	**3 400**	3 101	3 570	3 740	**3 400**	3 101	3 570	3 740
LSA 54.2 UL17	-	C52S/4	Option	6	**4 400**	4 013	4 620	4 840	**4 400**	4 013	4 620	4 840

* Paralleling with the grid or between alternators, select the 6 wires configuration. For more information, refer to Technical Note TN24 (ref. 6754).

Power ratings at 50 Hz

8.10 - Standard 6 winding

Double Delta 12 wires	Open Delta 12 wires
220 - 240 V	220 - 240 V
FF	**G**

1 500 R.P.M. - 1-phase - P.F. 0.8

Excitation					40 °C cont.		40 °C St.by	27 °C St.by
Type	**SHUNT**	**AREP**	**PMG**	**wires**	**H: 125 K**	**F: 105 K**	H: 150 K	H: 163 K
6 winding / 12 wires					**kVA FF / G:** 220 - 240 V			
LSA 40 VS1	J6/4	C6/4	-	12	**7**	6.5	7.5	8
LSA 40 VS2	J6/4	C6/4	-	12	**9**	8	9.5	10
LSA 40 S3	J6/4	C6/4	-	12	**10.5**	10	11.5	12
LSA 40 S4	J6/4	C6/4	-	12	**12.5**	11.5	13.5	14
LSA 40 M5	J6/4	C6/4	-	12	**14**	13	15	15.5
LSA 42.3 VS1	J6/4	C6/4	Option	12	**15**	13.5	16	16.5
LSA 42.3 VS2	J6/4	C6/4	Option	12	**16**	14.5	17	17.5
LSA 42.3 VS3	J6/4	C6/4	Option	12	**19**	17.5	20	21
LSA 42.3 S4	J6/4	C6/4	Option	12	**22**	20	23.5	24
LSA 42.3 S5	J6/4	C6/4	Option	12	**25**	23	26.5	27.5
LSA 42.3 M7	J6/4	C6/4	Option	12	**27**	24.5	28.5	29.5
LSA 42.3 M8	J6/4	C6/4	Option	12	**30**	27.5	32	33
LSA 42.3 L9	J6/4	C6/4	Option	12	**36**	33	38	39.5
LSA 44.3 S2	J6/4	C6/4	Option	12	**42**	38	45	46
LSA 44.3 S3	J6/4	C6/4	Option	12	**48**	44	51	53
LSA 44.3 S4	J6/4	C6/4	Option	12	**54**	49	57	59
LSA 44.3 S5	J6/4	C6/4	Option	12	**60**	55	64	66
LSA 44.3 M6	J6/4	C6/4	Option	12	**67**	61	71	74
LSA 44.3 M8	J6/4	C6/4	Option	12	**73**	66	77	80
LSA 44.3 L10	J6/4	C6/4	Option	12	**80**	73	85	88
LSA 44.3 L12	J6/4	C6/4	Option	12	**88**	80	93	97
LSA 44.3 VL13	J6/4	C6/4	Option	12	**90**	82	95	99
LSA 44.3 VL14	J6/4	C6/4	Option	12	**100**	91	106	110
LSA 46.3 S4	J6/4	C6/4	Option	12	**138**	126	146	152
LSA 46.3 S5	J6/4	C6/4	Option	12	**150**	137	159	165
LSA 46.3 M7	J6/4	C6/4	Option	12	**165**	150	175	182
LSA 46.3 M8	J6/4	C6/4	Option	12	**180**	164	191	200
LSA 46.3 L10	J6/4	C6/4	Option	12	**195**	177	207	215
LSA 46.3 L11	J6/4	C6/4	Option	12	**210**	191	225	231

8.11 - Dedicated 1-phase M winding

SE Series 4 wires	PA Parallel 4 wires
220 - 240 V	110 - 120 V
SE	**PA** (*)

(*) LSA 44.3 not possible

1 500 R.P.M. - Dedicated 1-phase - P.F. 1

Excitation					40 °C cont.		40 °C St.by	27 °C St.by
Type	**SHUNT**	**AREP**	**PMG**	**wires**	**H: 125 K**	**F: 105 K**	H: 150 K	H: 163 K
M winding / 4 wires					**kVA SE:** 220 - 240 V / **PA:** 110 - 120 V			
LSA 40 VS1	JM/4	-	-	4	**10.5**	9.5	11	11.4
LSA 40 VS2	JM/4	-	-	4	**12**	11	12.7	13.2
LSA 40 S3	JM/4	-	-	4	**13.2**	12	14	14.5
LSA 40 S4	JM/4	-	-	4	**14.5**	13.2	15.4	16
LSA 40 M5	JM/4	-	-	4	**16**	14.6	17	17.6
LSA 42.3 VS1	JM/4	-	-	4	**18.2**	16.6	19.3	20
LSA 42.3 VS2	JM/4	-	-	4	**20.3**	18.5	21.5	22.3
LSA 42.3 VS3	JM/4	-	-	4	**22.4**	20.4	23.7	24.6
LSA 42.3 S4	JM/4	-	-	4	**25**	22.8	26.5	27.5
LSA 42.3 S5	JM/4	-	-	4	**28**	25.5	29.7	30.8
LSA 42.3 M7	JM/4	-	-	4	**31.5**	28.7	33.4	34.7
LSA 42.3 M8	JM/4	-	-	4	**35**	31.9	37.1	38.5
LSA 42.3 L9	JM/4	-	-	4	**42**	38.2	44.5	46.2
LSA 44.3 S3	JM/4	-	-	4	**57**	51	60	63
LSA 44.3 S5	JM/4	-	-	4	**69**	62	73	76
LSA 44.3 M8	JM/4	-	-	4	**82**	74	87	90

kVA at P.F. 0.8 = kVA/kW at P.F. 1 x 0.85

9 - RECONNECTIONS 60 Hz

4 POLES - 1 800 R.P.M.							
Phase - Code	3-ph - D	3-ph - F	3-ph - D	3-ph - F	3-ph - A	1-ph - FF	1-ph - G
Connections	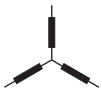		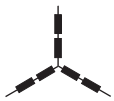		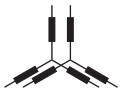		
	Star	Delta	Series Star	Delta	Parallel Star	Double Delta	Open Delta
Number of wires	6	6	12	12	12	12	12
Standard 6 winding	**380 - 480 V** (pages 17 to 19)	**220 - 277 V** (pages 17 to 19)	**380 - 480 V** (pages 17 to 19)	**220 - 277 V** (pages 17 to 19)	**190 - 240 V** (pages 17 to 19)	**220 - 240 V** (page 23)	**220 - 240 V** (page 23)
Specific 8 winding (on request)	**380 - 416 V** (page 20)	**220 - 240 V** (page 20)	**380 - 416 V** (page 20)	**220 - 240 V** (page 20)	**190 - 208 V** (page 20)	**220 - 240 V** (consult factory)	**220 - 240 V** (consult factory)
Specific 9 winding (on request)	**600 V** (page 21)	**347 V** (page 21)	**600 V** (page 21)	**347 V** (page 21)	-	-	-
Specific 22 or 23 winding (on request)	**660 - 690 V** (page 22)	-	**660 - 690 V** (page 22)	-	-	-	-

Dedicated 1-phase M or M1 winding 4 wires (on request)

230 - 240 V (page 23)

SE Series

115 - 120 V (page 23)

PA Parallel

Power ratings at 60 Hz

9.1 - Standard 6 winding

Series Star 12 wires	Parallel star 12 wires	Delta 12 wires
380 - 416 V	190 - 208 V	220 - 240 V
D	A	F

1 800 R.P.M. - 3-phase - P.F. 0.8

Excitation					40 °C cont.		40 °C St.by	27 °C St.by	40 °C cont.		40 °C St.by	27 °C St.by
Type	SHUNT	AREP	PMG	wires	H: 125 K	F: 105 K	H: 150 K	H: 163 K	H: 125 K	F: 105 K	H: 150 K	H: 163 K
6 winding / 12 wires					kVA D: 380 V / A: 190 V / F: 220 V (1)				kVA D: 416 V / A: 208 V / F: 240 V (1)			
LSA 40 VS1	J6/4	C6/4	-	12	**10**	9.5	11	11.5	**11**	10.5	11.5	12
LSA 40 VS2	J6/4	C6/4	-	12	**12.5**	11.5	13.5	14	**13.5**	12.5	14.5	15
LSA 40 S3	J6/4	C6/4	-	12	**15**	14	16	17	**16.5**	15.5	18	18.5
LSA 40 S4	J6/4	C6/4	-	12	**17.5**	16.5	19	19.5	**19**	18	20.5	21
LSA 40 M5	J6/4	C6/4	-	12	**20**	18.5	21.5	22	**22**	20.5	23.5	24.5
LSA 42.3 VS1	J6/4	C6/4	Option	12	**29**	26.5	30.5	32	**31.5**	28.5	33.5	34.5
LSA 42.3 VS2	J6/4	C6/4	Option	12	**30**	27.5	32	33	**32**	29	34	35
LSA 42.3 VS3	J6/4	C6/4	Option	12	**34.5**	31.5	36.5	38	**38**	34.5	40.5	42
LSA 42.3 S4	J6/4	C6/4	Option	12	**37.5**	34	40	41.5	**40.5**	37	43	44.5
LSA 42.3 S5	J6/4	C6/4	Option	12	**42**	38	44.5	46	**46**	42	49	51
LSA 42.3 M7	J6/4	C6/4	Option	12	**46**	42	49	51	**50**	45.5	53	55
LSA 42.3 M8	J6/4	C6/4	Option	12	**51.5**	47	55	57	**56.5**	51	60	62.5
LSA 42.3 L9	J6/4	C6/4	Option	12	**63**	58	67	69	**68**	62	73	75
LSA 44.3 S2	J6/4	C6/4	Option	12	**69**	63	73	76	**76**	69	81	84
LSA 44.3 S3	J6/4	C6/4	Option	12	**79**	72	84	87	**87**	79	92	96
LSA 44.3 S4	J6/4	C6/4	Option	12	**89**	81	94	98	**98**	89	104	108
LSA 44.3 S5	J6/4	C6/4	Option	12	**99**	90	105	109	**108**	99	114	119
LSA 44.3 M6 *	J6/4	C6/4	Option	12	**124**	113	131	136	**135**	123	143	149
LSA 44.3 M8	J6/4	C6/4	Option	12	**134**	122	142	147	**146**	133	155	161
LSA 44.3 L10 *	J6/4	C6/4	Option	12	**148**	135	157	163	**163**	148	173	179
LSA 44.3 L12 *	J6/4	C6/4	Option	12	**165**	150	175	182	**179**	163	190	197
LSA 44.3 VL13	J6/4	C6/4	Option	12	**180**	164	191	200	**195**	177	207	215
LSA 44.3 VL14	J6/4	C6/4	Option	12	**200**	182	212	220	**215**	196	228	237
LSA 46.3 S4	J6/4	C6/4	Option	12	**226**	206	240	250	**250**	227	264	274
LSA 46.3 S5	J6/4	C6/4	Option	12	**245**	223	260	270	**265**	241	281	292
LSA 46.3 M7 *	J6/4	C6/4	Option	12	**275**	250	292	303	**300**	273	318	330
LSA 46.3 M8 *	J6/4	C6/4	Option	12	**290**	264	307	319	**315**	287	334	347
LSA 46.3 L10	J6/4	C6/4	Option	12	**315**	287	334	347	**345**	314	366	380
LSA 46.3 L11	J6/4	C6/4	Option	12	**360**	328	382	396	**393**	358	417	432
LSA 47.3 S4 *	J6/4	C6/4	Option	12	**450**	410	475	500	**480**	442	513	530
LSA 47.3 S5	J6/4	C6/4	Option	12	**475**	441	505	527	**510**	473	543	562
LSA 47.3 M7	J6/4	C6/4	Option	12	**562**	523	600	625	**610**	566	651	668
LSA 47.3 M8	J6/4	C6/4	Option	12	**562**	523	600	625	**610**	566	651	671
LSA 47.3 L9 *	J6/4	C6/4	Option	12	**602**	556	643	667	**661**	609	707	728
LSA 47.3 L10 *	J6/4	C6/4	Option	12	**650**	590	690	720	**715**	650	760	785

* Paralleling with the grid or between alternators, select the 6 wires configuration.
For more information, refer to Technical Note TN24 (ref. 6754).

(1) Use winding 8 for parallel operation with the main

Star 6 wires	Delta 6 wires
380 - 416 V	220 - 240 V
D	F

1 800 R.P.M. - 3-phase - P.F. 0.8

6S winding / 6 wires					kVA D: 380 V / F: 220 V				kVA D: 416 V / F: 240 V			
LSA 49.3 M6	-	C6S/4	Option	6	**725**	655	770	800	**795**	715	845	875
LSA 49.3 M8	-	C6S/4	Option	6	**815**	735	865	895	**890**	805	945	980
LSA 49.3 L9	-	C6S/4	Option	6	**905**	815	960	1 000	**990**	895	1 050	1 090
LSA 49.3 L10	-	C6S/4	Option	6	**990**	891	1 049	1 089	**1 083**	975	1 148	1 192

Star 6 wires
380 - 416 V
D

1 800 R.P.M. - 3-phase - P.F. 0.8

6S winding / 6 wires					kVA D: 380 V				kVA D: 416 V			
LSA 50.2 M6	-	C6S/4	Option	6	**1 285**	1 155	1 350	1 410	**1 405**	1 265	1 475	1 545
LSA 50.2 L7 **	-	C6S/4	Option	6	**1 375**	1 240	1 440	1 510	**1 500**	1 350	1 575	1 650
LSA 50.2 L8	-	C6S/4	Option	6	**1 485**	1 335	1 560	1 630	**1 625**	1 460	1 705	1 785
LSA 50.2 VL10	-	C6S/4	Option	6	**1 635**	1 470	1 715	1 800	**1 785**	1 605	1 875	1 965

** Paralleling with the grid or between alternators, contact us.

Power ratings at 60 Hz

9.2 - Standard 6 winding

Series Star 12 wires	Parallel Star 12 wires	Delta 12 wires
440 - 480 V	220 - 240 V	254 - 277 V
D	A	F

1 800 R.P.M. - 3-phase - P.F. 0.8

	Excitation				40 °C cont.		40 °C St.by	27 °C St.by	40 °C cont.		40 °C St.by	27 °C St.by
Type	SHUNT	AREP	PMG	wires	H: 125 K	F: 105 K	H: 150 K	H: 163 K	H: 125 K	F: 105 K	H: 150 K	H: 163 K
6 winding / 12 wires					kVA D: 440 V / A: 220 V / F: 254 V				kVA D: 480 V / A: 240 V / F: 277 V			
LSA 40 VS1	J6/4	C6/4	-	12	**11.5**	10.5	12.5	13	**12.5**	11.5	13.5	14
LSA 40 VS2	J6/4	C6/4	-	12	**14.5**	13.5	15.5	16	**15.5**	14.5	16.5	17
LSA 40 S3	J6/4	C6/4	-	12	**17.5**	16.5	19	19.5	**19**	17.5	20	21
LSA 40 S4	J6/4	C6/4	-	12	**20**	19	21.5	22	**22**	20.5	23.5	24.5
LSA 40 M5	J6/4	C6/4	-	12	**23**	21.5	25	26	**25**	23	27	27.5
LSA 42.3 VS1	J6/4	C6/4	Option	12	**31.5**	28.5	33.5	34.5	**31.5**	28.5	33.5	34.5
LSA 42.3 VS2	J6/4	C6/4	Option	12	**34**	31	36	37.5	**34**	31	36	37.5
LSA 42.3 VS3	J6/4	C6/4	Option	12	**40**	36.5	42.5	44	**40**	36.5	42.5	44
LSA 42.3 S4	J6/4	C6/4	Option	12	**43**	39	45.5	47.5	**44**	40	46.5	48.5
LSA 42.3 S5	J6/4	C6/4	Option	12	**49**	44.5	52	54	**50**	45.5	53	55
LSA 42.3 M7	J6/4	C6/4	Option	12	**53.5**	48.5	57	59	**56.5**	51	60	62.5
LSA 42.3 M8	J6/4	C6/4	Option	12	**59.5**	54	63	65.5	**62.5**	57	66.5	69
LSA 42.3 L9	J6/4	C6/4	Option	12	**72**	66	77	79	**79**	72	84	87
LSA 44.3 S2	J6/4	C6/4	Option	12	**80**	73	85	88	**88**	80	93	97
LSA 44.3 S3	J6/4	C6/4	Option	12	**92**	84	98	101	**100**	91	106	110
LSA 44.3 S4	J6/4	C6/4	Option	12	**103**	94	109	113	**113**	103	120	124
LSA 44.3 S5	J6/4	C6/4	Option	12	**115**	105	122	127	**125**	114	133	138
LSA 44.3 M6 *	J6/4	C6/4	Option	12	**143**	130	152	157	**156**	142	165	172
LSA 44.3 M8	J6/4	C6/4	Option	12	**155**	141	164	171	**169**	154	179	186
LSA 44.3 L10 *	J6/4	C6/4	Option	12	**172**	157	182	189	**188**	171	199	207
LSA 44.3 L12 *	J6/4	C6/4	Option	12	**189**	172	200	208	**206**	187	218	227
LSA 44.3 VL13	J6/4	C6/4	Option	12	**210**	191	223	231	**225**	205	239	250
LSA 44.3 VL14	J6/4	C6/4	Option	12	**230**	209	244	253	**250**	228	265	275
LSA 46.3 S4	J6/4	C6/4	Option	12	**262**	238	278	288	**288**	262	305	316
LSA 46.3 S5	J6/4	C6/4	Option	12	**280**	255	297	308	**313**	284	331	344
LSA 46.3 M7 *	J6/4	C6/4	Option	12	**315**	287	334	347	**344**	313	364	378
LSA 46.3 M8 *	J6/4	C6/4	Option	12	**340**	309	360	375	**375**	337	395	412
LSA 46.3 L10	J6/4	C6/4	Option	12	**365**	332	387	402	**406**	370	431	447
LSA 46.3 L11	J6/4	C6/4	Option	12	**419**	381	444	461	**456**	415	483	502
LSA 47.3 S4 *	J6/4	C6/4	Option	12	**500**	455	533	550	**512**	465	550	581
LSA 47.3 S5	J6/4	C6/4	Option	12	**531**	493	566	585	**570**	520	605	625
LSA 47.3 M7	J6/4	C6/4	Option	12	**625**	581	669	690	**625**	590	680	700
LSA 47.3 M8	J6/4	C6/4	Option	12	**630**	587	672	705	**690**	632	730	750
LSA 47.3 L9 *	J6/4	C6/4	Option	12	**685**	634	734	763	**750**	685	795	825
LSA 47.3 L10 *	J6/4	C6/4	Option	12	**755**	685	800	830	**825**	750	875	910

* Paralleling with the grid or between alternators, select the 6 wires configuration.
For more information, refer to Technical Note TN24 (ref. 6754).

Star 6 wires	Delta 6 wires
440 - 480 V	254 - 277 V
D	F

1 800 R.P.M. - 3-phase - P.F. 0.8

6S winding / 6 wires					kVA D: 440 V / F: 254 V				kVA D: 480 V / F: 277 V			
LSA 49.3 M6	-	C6S/4	Option	6	**840**	760	890	925	**915**	825	970	1 005
LSA 49.3 M8	-	C6S/4	Option	6	**940**	850	1 000	1 040	**1 025**	925	1 090	1 130
LSA 49.3 L9	-	C6S/4	Option	6	**1 045**	940	1 110	1 155	**1 140**	1 025	1 210	1 255
LSA 49.3 L10	-	C6S/4	Option	6	**1 146**	1 031	1 215	1 260	**1 250**	1 125	1 325	1375

Star 6 wires
440 - 480 V
D

1 800 R.P.M. - 3-phase - P.F. 0.8

6S winding / 6 wires					kVA D: 440 V				kVA D: 480 V			
LSA 50.2 M6	-	C6S/4	Option	6	**1 455**	1 310	1 530	1 600	**1 560**	1 405	1 640	1 720
LSA 50.2 L7 **	-	C6S/4	Option	6	**1 555**	1 400	1 630	1 710	**1 680**	1 510	1 765	1 850
LSA 50.2 L8	-	C6S/4	Option	6	**1 720**	1 550	1 805	1 890	**1 875**	1 685	1 965	2 060
LSA 50.2 VL10	-	C6S/4	Option	6	**1 860**	1 675	1 950	2 050	**2 000**	1 800	2 100	2 200
LSA 52.3 S5	-	C6S/4	Option	6	**2 046**	1 866	2 148	2 251	**2 232**	2 036	2 344	2 455
LSA 52.3 S6	-	C6S/4	Option	6	**2 200**	2 006	2 310	2 420	**2 400**	2 189	2 520	2 640
LSA 52.3 S7	-	C6S/4	Option	6	**2 420**	2 207	2 541	2 662	**2 640**	2 408	2 772	2 904
LSA 52.3 L9	-	C6S/4	Option	6	**2 596**	2 368	2 726	2 856	**2 832**	2 583	2 974	3 115
LSA 52.3 L12	-	C6S/4	Option	6	**2 850**	2 599	2 993	3 135	**3 250**	2 964	3 413	3 575
LSA 52.3 UL16	-	C6S/4	Option	6	**3 100**	2 827	3 255	3 410	**3 400**	3 101	3 570	3 740
LSA 53.2 M9	-	C6S/4	Option	6	**3 300**	3 010	3 465	3 630	**3 600**	3 283	3 780	3 960
LSA 53.2 M12	-	C6S/4	Option	6	**3 630**	3 311	3 812	3 993	**3 900**	3 557	4 095	4 290
LSA 54.2 M10	-	C6S/4	Option	6	**3 760**	3 429	3 948	4 136	**4 050**	3 694	4 253	4 455
LSA 54.2 UL14	-	C6S/4	Option	6	**4 750**	4 332	4 988	5 225	**5 130**	4 679	5 387	5 643

** Paralleling with the grid or between alternators, contact us.

Power ratings at 60 Hz

9.3 - Standard 6 winding - 12 wires option

Series Star 12 wires	Parallel Star 12 wires	Delta 12 wires
380 - 416 V	190 - 208 V	220 - 240 V
D	A	F

1 800 R.P.M. - 3-phase - P.F. 0.8

Excitation					40 °C cont.		40 °C St.by	27 °C St.by	40 °C cont.		40 °C St.by	27 °C St.by
Type	SHUNT	AREP	PMG	wires	H: 125 K	F: 105 K	H: 150 K	H: 163 K	H: 125 K	F: 105 K	H: 150 K	H: 163 K
6 winding / 12 wires OPTION					kVA D: 380 V / A: 190 V / F: 220 V (1)				kVA D: 416 V / A: 208 V / F: 240 V (1)			
LSA 49.3 M6	-	C6/4	Option	12	**725**	655	770	800	**795**	715	845	875
LSA 49.3 M8	-	C6/4	Option	12	**815**	735	865	895	**890**	805	945	980
LSA 49.3 L9	-	C6/4	Option	12	**905**	815	960	1 000	**990**	895	1 050	1 090
LSA 49.3 L10	-	C6/4	Option	12	**990**	891	1 049	1 089	**1 083**	975	1 148	1 192

(1) Use winding 8 for parallel operation with the main

Series Star 12 wires	Parallel Star 12 wires
380 - 416 V	190 - 208 V
D	A

1 800 R.P.M. - 3-phase - P.F. 0.8

6 winding / 12 wires OPTION					kVA D: 380 V / A: 190 V (1)				kVA D: 416 V / A: 208 V (1)			
LSA 50.2 S4	-	C6/4	Option	12	**990**	891	990	990	**1 080**	972	1 080	1 080
LSA 50.2 M6	-	C6/4	Option	12	**1 210**	1 089	1 210	1 210	**1 320**	1 188	1 320	1 320
LSA 50.2 L8	-	C6/4	Option	12	**1 430**	1 287	1 430	1 430	**1 565**	1 409	1 565	1 565

(1) Use winding 8 for parallel operation with the main

9.4 - Standard 6 winding - 12 wires option

Series Star 12 wires	Parallel Star 12 wires	Delta 12 wires
440 - 480 V	220 - 240 V	254 - 277 V
D	A	F

1 800 R.P.M. - 3-phase - P.F. 0.8

Excitation					40 °C cont.		40 °C St.by	27 °C St.by	40 °C cont.		40 °C St.by	27 °C St.by
Type	SHUNT	AREP	PMG	wires	H: 125 K	F: 105 K	H: 150 K	H: 163 K	H: 125 K	F: 105 K	H: 150 K	H: 163 K
6 winding / 12 wires OPTION					kVA D: 440 V / A: 220 V / F: 254 V				kVA D: 480 V / A: 240 V / F: 277 V			
LSA 49.3 M6	-	C6/4	Option	12	**840**	760	890	925	**915**	825	970	1 005
LSA 49.3 M8	-	C6/4	Option	12	**940**	850	1 000	1 040	**1 025**	925	1 090	1 130
LSA 49.3 L9	-	C6/4	Option	12	**1 045**	940	1 110	1 155	**1 140**	1 025	1 210	1 255
LSA 49.3 L10	-	C6/4	Option	12	**1 146**	1 031	1 215	1 260	**1 250**	1 125	1 325	1 375

Series Star 12 wires	Parallel Star 12 wires
440 - 480 V	220 - 240 V
D	A

1 800 R.P.M. - 3-phase - P.F. 0.8

6 winding / 12 wires OPTION					kVA D: 440 V / A: 220 V				kVA D: 480 V / A: 240 V			
LSA 50.2 S4	-	C6/4	Option	12	**1 145**	1 030	1 145	1 145	**1 250**	1 125	1 250	1 250
LSA 50.2 M6	-	C6/4	Option	12	**1 400**	1 260	1 400	1 400	**1 525**	1 372	1 525	1 525
LSA 50.2 L8	-	C6/4	Option	12	**1 655**	1 490	1 655	1 655	**1 800**	1 620	1 800	1 800

Power ratings at 60 Hz

9.5 - Specific 8 winding

Series Star 12 wires	Parallel Star 12 wires	Delta 12 wires
380 - 416 V	190 - 208 V	220 - 240 V
D	A	F

1 800 R.P.M. - 3-phase - P.F. 0.8

		Excitation				40 °C cont.		40 °C St.by	27 °C St.by	40 °C cont.		40 °C St.by	27 °C St.by
Type		SHUNT	AREP	PMG	wires	H: 125 K	F: 105 K	H: 150 K	H: 163 K	H: 125 K	F: 105 K	H: 150 K	H: 163 K
8 winding / 12 wires						kVA D: 380 V / A: 190 V / F: 220 V				kVA D: 416 V / A: 208 V / F: 240 V			
LSA 40 VS1		J8/4	C8/4	-	12	**11.5**	10.5	12	12.7	**12.5**	11.5	13.5	14
LSA 40 VS2	*	J8/4	C8/4	-	12	**14.5**	13.2	15.5	16	**15.5**	14	16.5	17
LSA 40 S3	*	J8/4	C8/4	-	12	**17.5**	16	18.5	19.5	**19**	17.5	20	21
LSA 40 S4		J8/4	C8/4	-	12	**20**	18	21	22	**22**	20	23.5	24
LSA 40 M5		J8/4	C8/4	-	12	**23**	21	24.5	25.5	**25**	23	26.5	27.5
LSA 42.3 VS1		J8/4	C8/4	Option	12	**30**	27.5	32	33	**30**	27.5	32	33
LSA 42.3 VS2		J8/4	C8/4	Option	12	**32**	29	34	35	**32**	29	34	35
LSA 42.3 VS3		J8/4	C8/4	Option	12	**38**	34.5	40.5	42	**38**	34.5	40.5	42
LSA 42.3 S4		J8/4	C8/4	Option	12	**41**	37.5	43.5	45	**41.5**	38	44	45.5
LSA 42.3 S5		J8/4	C8/4	Option	12	**46.5**	42.5	49.5	51	**47.5**	43	50	52
LSA 42.3 M7		J8/4	C8/4	Option	12	**51**	46.5	54	56	**54**	49	57	59
LSA 42.3 M8		J8/4	C8/4	Option	12	**56.5**	51	60	62	**59**	54	63	65
LSA 42.3 L9		J8/4	C8/4	Option	12	**65.5**	60	69	72	**71**	65	75	78
LSA 44.3 S2		J8/4	C8/4	Option	12	**80**	73	85	88	**88**	80	93	97
LSA 44.3 S3		J8/4	C8/4	Option	12	**90**	82	95	99	**100**	91	106	110
LSA 44.3 S4	*	J8/4	C8/4	Option	12	**103**	94	109	113	**113**	103	120	124
LSA 44.3 S5	*	J8/4	C8/4	Option	12	**115**	105	122	127	**125**	114	133	138
LSA 44.3 M6		J8/4	C8/4	Option	12	**140**	127	148	154	**159**	139	162	168
LSA 44.3 M8	*	J8/4	C8/4	Option	12	**155**	141	164	171	**169**	154	179	186
LSA 44.3 L10		J8/4	C8/4	Option	12	**172**	157	182	189	**188**	171	199	207
LSA 44.3 L12		J8/4	C8/4	Option	12	**185**	168	196	204	**200**	182	212	220
LSA 44.3 VL13	*	J8/4	C8/4	Option	12	**210**	191	223	231	**225**	205	239	248
LSA 44.3 VL14	*	J8/4	C8/4	Option	12	**228**	207	242	251	**245**	223	260	270
LSA 46.3 S4	*	J8/4	C8/4	Option	12	**265**	241	281	292	**290**	264	307	319
LSA 46.3 S5	*	J8/4	C8/4	Option	12	**285**	259	302	314	**315**	287	334	347
LSA 46.3 M7		J8/4	C8/4	Option	12	**320**	291	339	352	**330**	300	350	363
LSA 46.3 M8		J8/4	C8/4	Option	12	**355**	323	376	391	**360**	328	382	396
LSA 46.3 L10	*	J8T/4	C8T/4	Option	12	**375**	341	398	413	**-**	-	-	-
LSA 46.3 L11	*	J8T/4	C8T/4	Option	12	**440**	400	466	484	**-**	-	-	-
LSA 47.3 S4		-	C8T/4	Option	12	**500**	455	530	550	**-**	-	-	-
LSA 47.3 S5	*	-	C8T/4	Option	12	**530**	482	562	583	**-**	-	-	-
LSA 47.3 M7	*	-	C8T/4	Option	12	**575**	523	610	633	**-**	-	-	-
LSA 47.3 M8	*	-	C8T/4	Option	12	**600**	546	636	660	**-**	-	-	-
LSA 47.3 L9	*	-	C8/4	Option	12	**625**	569	663	688	**675**	614	716	743
LSA 47.3 L10	*	-	C8/4	Option	12	**655**	596	694	721	**715**	651	758	787

* Paralleling with the grid or between alternators, select the 6 wires configuration.
For more information, refer to Technical Note TN24 (ref. 6754).

Star 6 wires	Delta 6 wires
380 - 416 V	190 - 208 V
D	F

1 800 R.P.M. - 3-phase - P.F. 0.8

8S winding / 6 wires						kVA D: 380 V / F: 190 V				kVA D: 416 V / F: 208 V			
LSA 49.3 S4		-	C8S/4	Option	6	**715**	651	758	787	**775**	705	822	853
LSA 49.3 M6		-	C8S/4	Option	6	**840**	764	890	924	**915**	833	970	1 007
LSA 49.3 M8		-	C8S/4	Option	6	**940**	855	996	1 034	**1 025**	933	1 087	1 128
LSA 49.3 L9	**	-	C8S/4	Option	6	**1 045**	951	1 108	1 150	**1 140**	1 037	1 208	1 254
LSA 49.3 L10	**	-	C8S/4	Option	6	**1 120**	1 019	1 187	1 232	**1 210**	1 101	1 283	1 331

** Paralleling with the grid or between alternators, contact us.

Star 6 wires
380 - 416 V
D

1 800 R.P.M. - 3-phase - P.F. 0.8

8S winding / 6 wires						kVA D: 380 V				kVA D: 416 V			
LSA 50.2 S4		-	C8S/4	Option	6	**1 200**	1 080	1 260	1 320	**1 260**	1 135	1 325	1 390
LSA 50.2 M6		-	C8TS/4	Option	6	**1 450**	1 305	1 520	1 595	**1 450**	1 305	1 520	1 595
LSA 50.2 L7		-	C8TS/4	Option	6	**1 550**	1 400	1 628	1 705	**1 550**	1 400	1 628	1 705
LSA 50.2 L8		-	C8S/4	Option	6	**1 640**	1 475	1 725	1 805	**1 750**	1 575	1 840	1 925
LSA 50.2 VL10		-	C8S/4	Option	6	**1 800**	1 620	1 890	1 980	**1 900**	1 710	1 995	2 090
LSA 52.3 S6		-	C8S/4	Option	6	**2 300**	2 098	2 415	2 530	**2 300**	2 098	2 415	2 530
LSA 52.3 S7		-	C8S/4	Option	6	**2 500**	2 280	2 625	2 750	**2 500**	2 280	2 625	2 750
LSA 52.3 L9		-	C8S/4	Option	6	**2 700**	2 462	2 835	2 970	**2 700**	2 462	2 835	2 970
LSA 52.3 L12		-	C8S/4	Option	6	**3 000**	2 736	3 150	3 300	**3 000**	2 736	3 150	3 300
LSA 52.3 UL16		-	C8TS/4	Option	6	**3 200**	2 918	3 360	3 520	**-**	-	-	-
LSA 53.2 M9		-	C8S/4	Option	6	**3 400**	3 101	3 570	3 740	**3 400**	3 101	3 570	3 740
LSA 53.2 M12		-	C8S/4	Option	6	**3 750**	3 420	3 938	4 125	**3 750**	3 420	3 938	4 125
LSA 54.2 M10		-	C8TS/4	Option	6	**3 800**	3 466	3 990	4 180	**-**	-	-	-

Power ratings at 60 Hz

9.6 - Specific 9 winding

Star or Series Star 6 or 12 wires	Delta 6 or 12 wires
600 V	347 V
D	F

1 800 R.P.M. - 3-phase - P.F. 0.8

Excitation					40 °C cont.		40 °C St.by	27 °C St.by
Type	SHUNT	AREP	PMG	wires	H: 125 K	F: 105 K	H: 150 K	H: 163 K
9 or 9S winding / 12 or 6 wires					kVA D: 600 V / F: 347 V			
LSA 40 VS1	-	C9/4	-	12	**12.5**	11.4	13.5	14
LSA 40 VS2	-	C9/4	-	12	**15.5**	14	16.5	17
LSA 40 S3	-	C9/4	-	12	**19**	17.5	20	21
LSA 40 S4	-	C9/4	-	12	**22**	20	23.5	25
LSA 40 M5 *	-	C9/4	-	12	**25**	23	26.5	27.5
LSA 42.3 VS1	-	C9/4	Option	12	**30**	27.5	32	33
LSA 42.3 VS2	-	C9/4	Option	12	**32**	29	34	35
LSA 42.3 VS3	-	C9/4	Option	12	**38**	34.5	40.5	42
LSA 42.3 S4	-	C9/4	Option	12	**41.5**	38	44	45.5
LSA 42.3 S5	-	C9/4	Option	12	**47.5**	43	50	52
LSA 42.3 M7	-	C9/4	Option	12	**54**	49	57	59
LSA 42.3 M8	-	C9/4	Option	12	**59.5**	54	63	65
LSA 42.3 L9	-	C9/4	Option	12	**71**	65	75	78
LSA 44.3 S2 *	-	C9/4	Option	12	**88**	80	93	97
LSA 44.3 S3 *	-	C9/4	Option	12	**100**	91	106	110
LSA 44.3 S4 *	-	C9/4	Option	12	**113**	103	120	124
LSA 44.3 S5 *	-	C9/4	Option	12	**125**	114	133	138
LSA 44.3 M6	-	C9/4	Option	12	**156**	142	165	172
LSA 44.3 M8	-	C9/4	Option	12	**169**	154	179	186
LSA 44.3 L10 *	-	C9/4	Option	12	**188**	171	199	207
LSA 44.3 L12 *	-	C9/4	Option	12	**205**	187	217	226
LSA 44.3 VL13	-	C9+/4	Option	12	**225**	205	239	248
LSA 44.3 VL14	-	C9+/4	Option	12	**232**	211	246	255
LSA 46.3 S4	-	C9S/4	Option	6	**273**	248	289	300
LSA 46.3 S5	-	C9S/4	Option	6	**290**	264	307	319
LSA 46.3 M7	-	C9/4	Option	12	**342**	311	363	376
LSA 46.3 M8	-	C9/4	Option	12	**372**	339	394	409
LSA 46.3 L10	-	C9S/4	Option	6	**390**	355	413	429
LSA 46.3 L11	-	C9S/4	Option	6	**425**	387	451	468
LSA 47.3 S4	-	C9T/4	Option	12	**512**	466	543	563
LSA 47.3 S5 *	-	C9/4	Option	12	**570**	519	604	627
LSA 47.3 M7 *	-	C9T/4	Option	12	**625**	569	663	688
LSA 47.3 M8 *	-	C9T/4	Option	12	**675**	614	716	743
LSA 47.3 L9	-	C9+/4	Option	12	**725**	660	769	798
LSA 47.3 L10	-	C9+/4	Option	12	**760**	692	806	836

* Paralleling with the grid or between alternators, select the 6 wires configuration.
For more information, refer to Technical Note TN24 (ref. 6754).

Star 6 wires	Delta 6 wires
600 V	347 V
D	F

1 800 R.P.M. - 3-phase - P.F. 0.8

9S winding / 6 wires					kVA D: 600 V / F: 347 V			
LSA 49.3 M6	-	C9S/4	Option	6	**875**	796	928	963
LSA 49.3 M8	-	C9S/4	Option	6	**955**	869	1 012	1 051
LSA 49.3 L9	-	C9S/4	Option	6	**1 000**	910	1 060	1 100
LSA 49.3 L10	-	C9S/4	Option	6	**1 100**	1 001	1 166	1 210

Star 6 wires
600 V
D

1 800 R.P.M. - 3-phase - P.F. 0.8

9S winding / 6 wires					kVA D: 600 V			
LSA 50.2 M6	-	C9TS/4	Option	6	**1 420**	1 278	1 490	1 562
LSA 50.2 L8	-	C9S/4	Option	6	**1 600**	1 440	1 680	1 760
LSA 50.2 VL10 **	-	C9S/4	Option	6	**1 765**	1 590	1 853	1 940
LSA 52.3 S6	-	C9S/4	Option	6	**2 100**	1 915	2 205	2 310
LSA 52.3 S7	-	C9S/4	Option	6	**2 250**	2 052	2 363	2 475
LSA 52.3 L9	-	C9S/4	Option	6	**2 355**	2 148	2 473	2 591
LSA 52.3 L11	-	C9S/4	Option	6	**2 500**	2 280	2 625	2 750
LSA 52.3 UL16	-	C9S/4	Option	6	**3 050**	2 782	3 203	3 355
LSA 53.2 M12	-	C9S/4	Option	6	**3 300**	3 010	3 465	3 630
LSA 54.2 M10	-	C9S/4	Option	6	**3 350**	3 055	3 518	3 685
LSA 54.2 L14	-	C9S/4	Option	6	**4 100**	3 739	4 305	4 510

** Paralleling with the grid or between alternators, contact us.

9.7 - Specific 22 or 23 winding



1 800 R.P.M. - 3-phase - P.F. 0.8

Excitation					40 °C cont.		40 °C St.by	27 °C St.by	40 °C cont.		40 °C St.by	27 °C St.by
Type	SHUNT	AREP	PMG	wires	H: 125 K	F: 105 K	H: 150 K	H: 163 K	H: 125 K	F: 105 K	H: 150 K	H: 163 K
22/23 or 22S/23S winding / 12 or 6 wires					kVA D: 660 V				kVA D: 690 V			
LSA 42.3 VS1	-	C22T/4	Option	12	**27**	24.5	28.5	30	**28**	25.5	29.5	31
LSA 42.3 VS2	-	C22T/4	Option	12	**28**	25.5	29.5	31	**30**	27.5	32	33
LSA 42.3 VS3	-	C22T/4	Option	12	**34**	31	36	37.5	**35**	32	37	39
LSA 42.3 S4	-	C22T/4	Option	12	**40**	36.5	42.5	44	**40**	36.5	42.5	44
LSA 42.3 S5	-	C22T/4	Option	12	**42**	38	45	46	**45**	41	48	50
LSA 42.3 M7	-	C22T/4	Option	12	**45**	41	48	50	**48**	44	51	53
LSA 42.3 M8	-	C22T/4	Option	12	**51**	46.5	54	56	**53**	48	56	58
LSA 42.3 L9	-	C22T/4	Option	12	**60**	55	64	66	**61**	56	65	67
LSA 44.3 S2	-	C22TS/4	Option	6	**74**	67	78	81	**75**	68	80	83
LSA 44.3 S3	-	C22TS/4	Option	6	**88**	80	93	97	**94**	86	100	103
LSA 44.3 S4	-	C22T/4	Option	12	**95**	86	101	105	**98**	89	104	108
LSA 44.3 S5	-	C22T/4	Option	12	**110**	100	117	121	**115**	105	122	127
LSA 44.3 M6	-	C22T/4	Option	12	**120**	109	127	132	**130**	118	138	143
LSA 44.3 M8	-	C22TS/4	Option	6	**130**	118	138	143	**135**	123	143	150
LSA 44.3 L10	-	C22T/4	Option	12	**150**	137	159	165	**160**	146	170	176
LSA 44.3 L12	-	C22T/4	Option	12	**165**	150	175	182	**170**	155	180	187
LSA 44.3 VL13	-	C22T/4	Option	12	**190**	173	201	209	**195**	177	207	215
LSA 44.3 VL14	-	C22T/4	Option	12	**215**	196	228	237	**225**	205	239	248
LSA 46.3 S4	-	C22T/4	Option	12	**255**	232	270	281	**263**	239	279	289
LSA 46.3 S5	-	C22T/4	Option	12	**270**	246	286	297	**278**	253	295	306
LSA 46.3 M7	-	C22TS/4	Option	6	**280**	255	297	308	**290**	264	307	319
LSA 46.3 M8	-	C22TS/4	Option	6	**305**	278	323	336	**315**	287	334	347
LSA 46.3 L10	-	C22T/4	Option	12	**325**	296	345	358	**330**	300	350	363
LSA 46.3 L11	-	C22T/4	Option	12	**345**	314	366	380	**360**	328	382	396
LSA 47.3 S4 *	-	C22T/4	Option	12	**400**	364	424	440	**450**	410	477	495
LSA 47.3 S5	-	C23/4	Option	12	**450**	410	477	495	**500**	455	530	550
LSA 47.3 M7	-	C23/4	Option	12	**500**	455	530	550	**550**	501	583	605
LSA 47.3 M8	-	C23/4	Option	12	**544**	495	577	598	**575**	523	610	633
LSA 47.3 L9	-	C22T/4	Option	12	**600**	546	636	660	**625**	569	663	688
LSA 47.3 L10	-	C22T/4	Option	12	**685**	623	726	754	**690**	628	731	759
LSA 49.3 S4	-	C22TS/4	Option	6	**740**	673	784	814	**770**	701	816	847
LSA 49.3 M6	-	C22TS/4	Option	6	**800**	728	848	880	**850**	774	901	935
LSA 49.3 M8	-	C22TS/4	Option	6	**885**	805	938	974	**940**	855	996	1 034
LSA 49.3 L9	-	C22TS/4	Option	6	**1 045**	951	1 108	1 150	**1 045**	951	1 108	1 150
LSA 50.2 M6	-	C22S/4	Option	6	**1 200**	1 092	1 272	1 320	**1 300**	1 183	1 378	1 430
LSA 50.2 L8	-	C23S/4	Option	6	**1 400**	1 274	1 484	1 540	**1 500**	1 365	1 590	1 650
LSA 50.2 VL10	-	C22S/4	Option	6	**1 600**	1 456	1 696	1 760	**1 700**	1 547	1 802	1 870
LSA 52.3 S6	-	C22S/4	Option	6	**1 940**	1 769	2 037	2 134	**1 940**	1 769	2 037	2 134
LSA 52.3 S7	-	C22S/4	Option	6	**2 250**	2 052	2 363	2 475	**2 250**	2 052	2 363	2 475
LSA 52.3 L9	-	C22S/4	Option	6	**2 300**	2 098	2 415	2 530	**2 300**	2 098	2 415	2 530
LSA 52.3 L12	-	C22S/4	Option	6	**2 500**	2 280	2 625	2 750	**2 500**	2 280	2 625	2 750
LSA 52.3 UL16	-	C22S/4	Option	6	**2 900**	2 645	3 045	3 190	**2 900**	2 645	3 045	3 190
LSA 53.2 M9	-	C22S/4	Option	6	**3 000**	2 736	3 150	3 300	**3 000**	2 736	3 150	3 300
LSA 53.2 M11	-	C22S/4	Option	6	**3 400**	3 101	3 570	3 740	**3 400**	3 101	3 570	3 740
LSA 54.2 M11	-	C22S/4	Option	6	**3 875**	3 534	4 069	4 263	**3 875**	3 534	4 069	4 263
LSA 54.2 L14	-	C22S/4	Option	6	**4 320**	3 940	4 536	4 752	**4 320**	3 940	4 536	4 752

* Paralleling with the grid or between alternators, select the 6 wires configuration. For more information, refer to Technical Note TN24 (ref. 6754).

Power ratings at 60 Hz

9.8 - Standard 6 winding

Double Delta 12 wires	Open Delta 12 wires
220 - 240 V	220 - 240 V
FF	**G**

1 800 R.P.M. - 1-phase - P.F. 0.8

Excitation					40 °C cont.		40 °C St.by	27 °C St.by
Type	**SHUNT**	**AREP**	**PMG**	**wires**	**H: 125 K**	**F: 105 K**	H: 150 K	H: 163 K
6 winding / 12 wires					**kVA** **FF / G:** 220 - 240 V			
LSA 40 VS1	J6/4	C6/4	-	12	**9**	8.5	9.5	10
LSA 40 VS2	J6/4	C6/4	-	12	**11.5**	10.5	12	12.5
LSA 40 S3	J6/4	C6/4	-	12	**13**	12	14	14.5
LSA 40 S4	J6/4	C6/4	-	12	**14.5**	13	15.5	16
LSA 40 M5	J6/4	C6/4	-	12	**16**	15	17	17.5
LSA 42.3 VS1	J6/4	C6/4	Option	12	**18.9**	17	20	20.8
LSA 42.3 VS2	J6/4	C6/4	Option	12	**19.2**	17.5	20.5	21.1
LSA 42.3 VS3	J6/4	C6/4	Option	12	**23**	21	24.5	25.5
LSA 42.3 S4	J6/4	C6/4	Option	12	**24**	22	25.5	26.5
LSA 42.3 S5	J6/4	C6/4	Option	12	**27.5**	25	29	30.5
LSA 42.3 M7	J6/4	C6/4	Option	12	**30**	27.5	32	33
LSA 42.3 M8	J6/4	C6/4	Option	12	**34**	31	36	37.5
LSA 42.3 L9	J6/4	C6/4	Option	12	**39**	35.5	41.5	43
LSA 44.3 S2	J6/4	C6/4	Option	12	**46**	42	49	51
LSA 44.3 S3	J6/4	C6/4	Option	12	**52**	47	55	57
LSA 44.3 S4	J6/4	C6/4	Option	12	**59**	54	63	65
LSA 44.3 S5	J6/4	C6/4	Option	12	**65**	59	69	72
LSA 44.3 M6	J6/4	C6/4	Option	12	**76**	69	81	84
LSA 44.3 M8	J6/4	C6/4	Option	12	**81**	74	86	89
LSA 44.3 L10	J6/4	C6/4	Option	12	**95**	86	101	105
LSA 44.3 L12	J6/4	C6/4	Option	12	**105**	96	111	116
LSA 44.3 VL13	J6/4	C6/4	Option	12	**113**	102	119	124
LSA 44.3 VL14	J6/4	C6/4	Option	12	**125**	114	133	136
LSA 46.3 S4	J6/4	C6/4	Option	12	**152**	138	161	167
LSA 46.3 S5	J6/4	C6/4	Option	12	**165**	150	175	182
LSA 46.3 M7	J6/4	C6/4	Option	12	**182**	165	192	200
LSA 46.3 M8	J6/4	C6/4	Option	12	**200**	180	210	218
LSA 46.3 L10	J6/4	C6/4	Option	12	**215**	195	227	236
LSA 46.3 L11	J6/4	C6/4	Option	12	**231**	210	250	254

9.9 - Dedicated 1-phase M or M1 winding

SE Series 4 wires	PA Parallel 4 wires
230 - 240 V	115 - 120 V
SE	**PA** (*)

(*) LSA 44.3 not possible

1 800 R.P.M. - Dedicated 1-phase - P.F. 1

Excitation					40 °C cont.		40 °C St.by	27 °C St.by
Type	**SHUNT**	**AREP**	**PMG**	**wires**	**H: 125 K**	**F: 105 K**	H: 150 K	H: 163 K
M or M1 winding / 4 wires					**kVA** **SE:** 230 - 240 V / **PA:** 115 - 120 V			
LSA 40 VS1	JM/4	-	-	4	**11.5**	10.5	12	13
LSA 40 VS2	JM/4	-	-	4	**13.5**	12.5	14.5	15
LSA 40 S3	JM/4	-	-	4	**14.5**	13	15.5	16
LSA 40 S4	JM/4	-	-	4	**16**	14.5	17	17.5
LSA 40 M5	JM/4	-	-	4	**17.5**	16	19	19.5
LSA 42.3 VS1	JM1/4	-	-	4	**23**	20.9	24.4	25.3
LSA 42.3 VS2	JM1/4	-	-	4	**26**	23.7	27.6	28.6
LSA 42.3 VS3	JM1/4	-	-	4	**28.8**	26.2	30.5	31.6
LSA 42.3 S4	JM1/4	-	-	4	**31.5**	28.7	33.4	34.7
LSA 42.3 S5	JM1/4	-	-	4	**36**	32.8	38.2	39.6
LSA 42.3 M7	JM1/4	-	-	4	**40**	36.4	42.4	44
LSA 42.3 M8	JM1/4	-	-	4	**47.2**	43	50	51.9
LSA 42.3 L9	JM1/4	-	-	4	**53**	48.2	56.2	58.3
LSA 44.3 S3	JM1/4	-	-	4	**80**	73	85	88
LSA 44.3 S5	JM1/4	-	-	4	**100**	91	106	110
LSA 44.3 M6	JM1/4	-	-	4	**115**	105	122	127
LSA 44.3 L10	JM1/4	-	-	4	**125**	114	133	138

kVA at P.F. 0.8 = kVA/kW at P.F. 1 x 0.85

www.nidecpower.com

Connect with us at:

© 2026 Moteurs Leroy-Somer SAS. The information contained in this brochure is for guidance only and does not form part of any contract. The accuracy cannot be guaranteed as Moteurs Leroy-Somer SAS have an ongoing process of development and reserve the right to change the specification of their products without notice.

Moteurs Leroy-Somer SAS. Headquarters: Bd Marcellin Leroy, CS 10015, 16915 Angoulême Cedex 9, France. Share Capital: 32,239,235 €, RCS Angoulême 338 567 258.

6627 en - 2026.02 / c